



FOLDING BRACKETS

EB Series





FOLDING BRACKET with damper

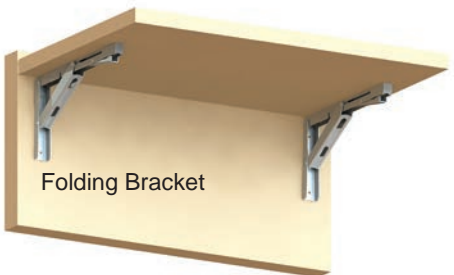


EB-303/EP-D

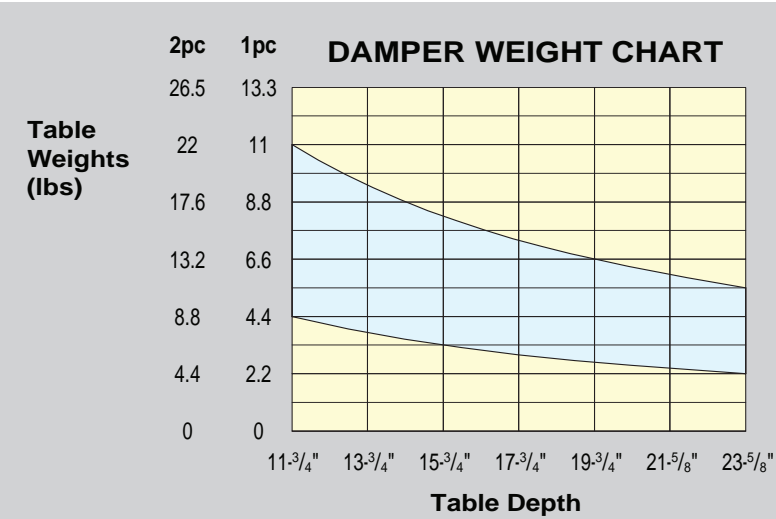
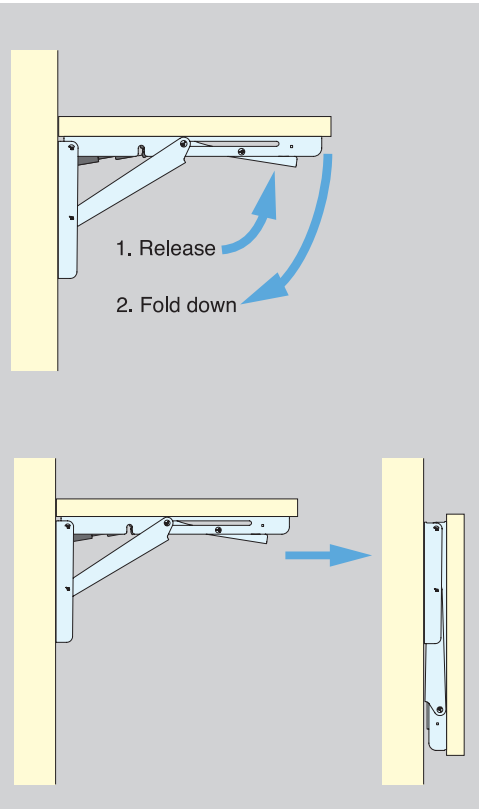
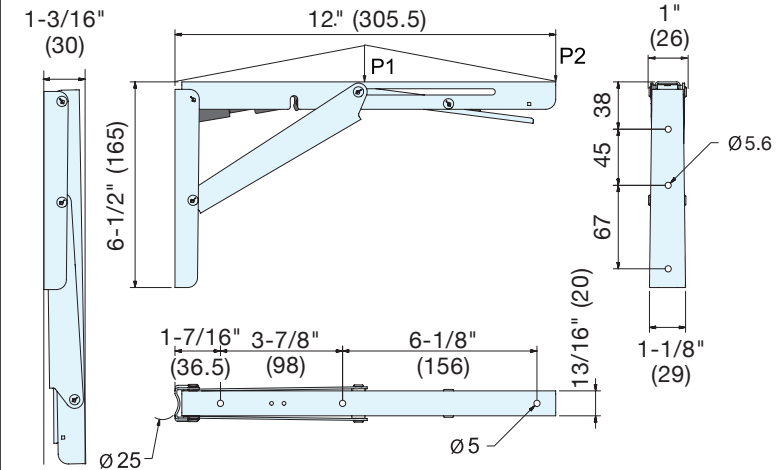


- Automatically locks when flap is in open position.
- Press lever to release the lock.
- Hinges not required.
- Damper unit with a soft-closing feature which makes it smoother and safer.
- Durability tested 50,000 cycles (private).
- Refer to the DAMPER WEIGHT CHART for damper weight capacity.

Application Example



Folding Bracket



| Part Name | Material |
|--------------|-----------|
| Main Body | 304 |
| Plate Spring | Stainless |
| Rivet | Steel |



Introduction Video

| Item No. | Bracket Load Capacity P1 (kg) | Bracket Load Capacity P2 (kg) | Weight (g) | Carton (pcs) |
|-------------|-------------------------------|-------------------------------|------------|--------------|
| EB-303/EP-D | 150 (330 lbs) | 75 (165 lbs) | 515 | 20 |

DAMPER FOR EB FOLDING BRACKET

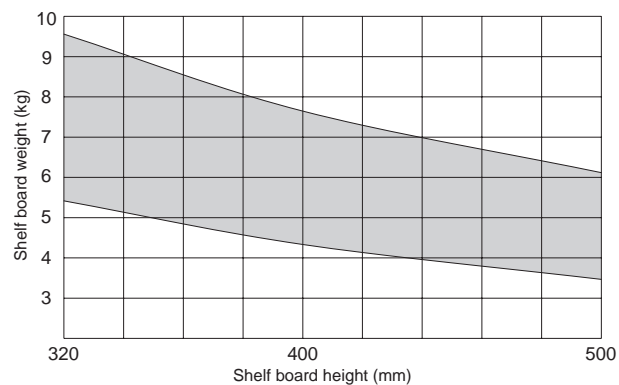
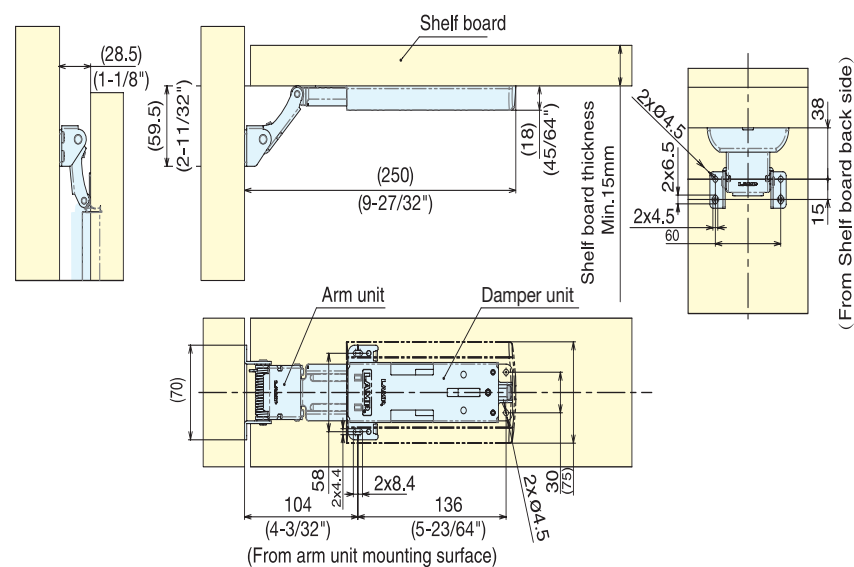
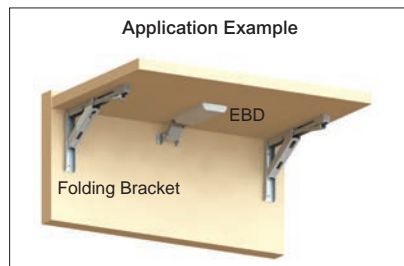


EBD



- Designed to be used with folding brackets. (EB Series-sold separately)
- Lapcon technology provides soft-close movement downward.
- Easy surface-mount installation.
- Ideal for counter flaps at bars, restaurants and receptions.

Application Example



| Material | Finish/Color |
|---------------|------------------|
| ABS/POM/Steel | Gray/Zinc/Chrome |

| Item No. | Torque (kg-cm) | Thickness (mm) Min. Panel | Weight (g) | Box (pcs) | Carton (pcs) |
|----------|--------------------------------|---------------------------|------------|-----------|--------------|
| EBD | 86.7~153.0 (75.3~132.8 lbs-in) | 15 | 400 | 1 | 20 |

www.sugatsune.com

1-800-562-5267
(U.S.A. Only)

FOLDING BRACKET



EB

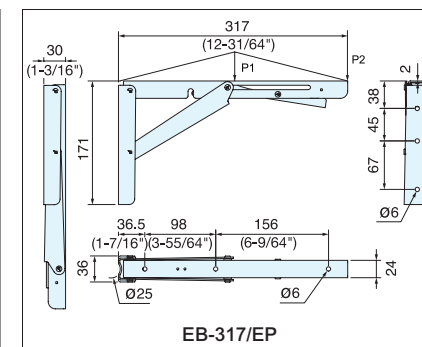
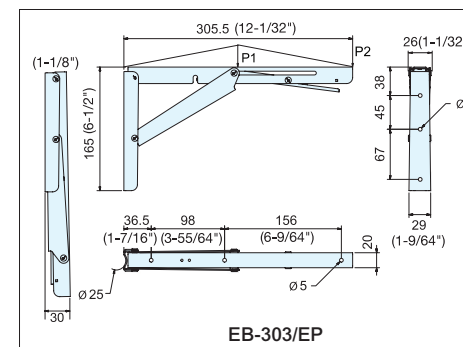
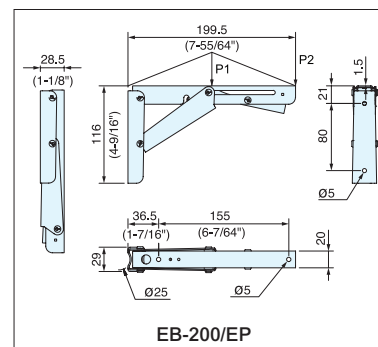
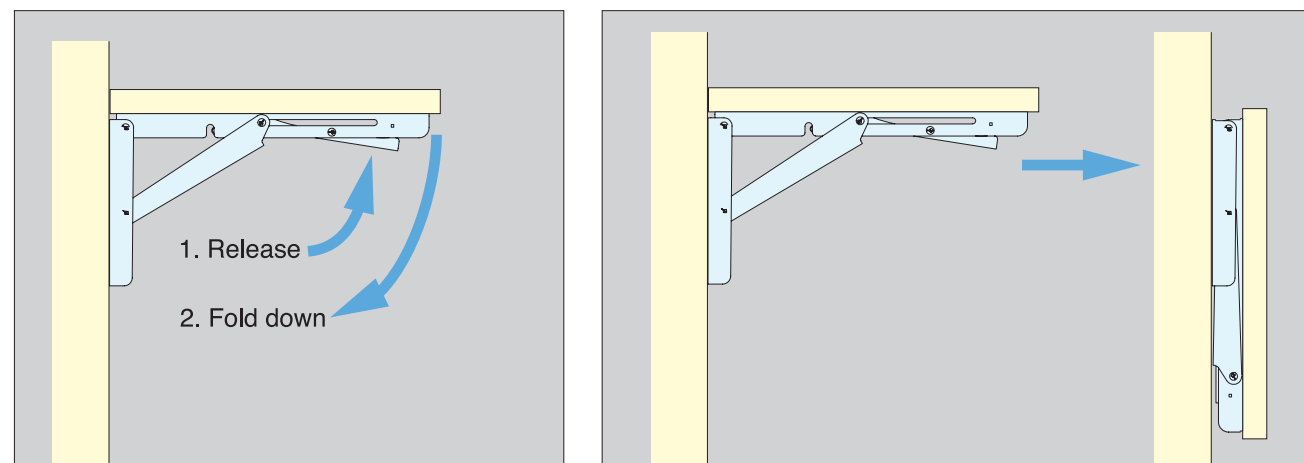


- Automatically locks when flap is in opened position.
- Press lever to release the lock.
- Bracket can be used without the need for hinges.
- Available in 3 different sizes.
- Damper unit EBD available for use with all EB series brackets (sold separately).



Installation Video

| Part Name | Material |
|--------------|---------------------|
| Main Body | 304 Stainless Steel |
| Plate Spring | |
| Rivet | |



| Item No. | Load Capacity P1 (kg) | Load Capacity P2 (kg) | Weight (g) | Carton (pcs) |
|-----------|-----------------------|-----------------------|------------|--------------|
| EB-200/EP | 175 (385 lbs) | 90 (198 lbs) | 330 | 20 |
| EB-303/EP | 150 (330 lbs) | 75 (165 lbs) | 515 | 20 |
| EB-317/EP | 200 (440 lbs) | 100 (220 lbs) | 750 | 20 |

www.sugatsune.com

1-800-562-5267
(U.S.A. Only)

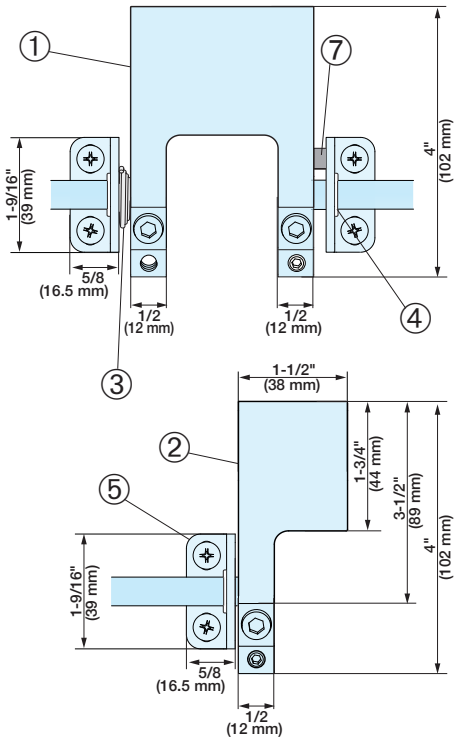
LEVER RELEASE for EB Folding Bracket



- Easy operation with a slide and push mechanism for locking and lever release.
- Lever can be used with either EB-303/EP, EB-303/EP-D, EB-200/EP or EB-317/EP.
- Use to unlock multiple brackets with one-hand operation while maintaining bracket locking feature.
- Connecting bar can be cut to sizes.
- Available for two or three brackets configuration.
- Corrosive resistant aluminum material allows for outdoor use.
- Simple installation, easier support for wide shelves.
- Ideal solution to save space in confined areas.

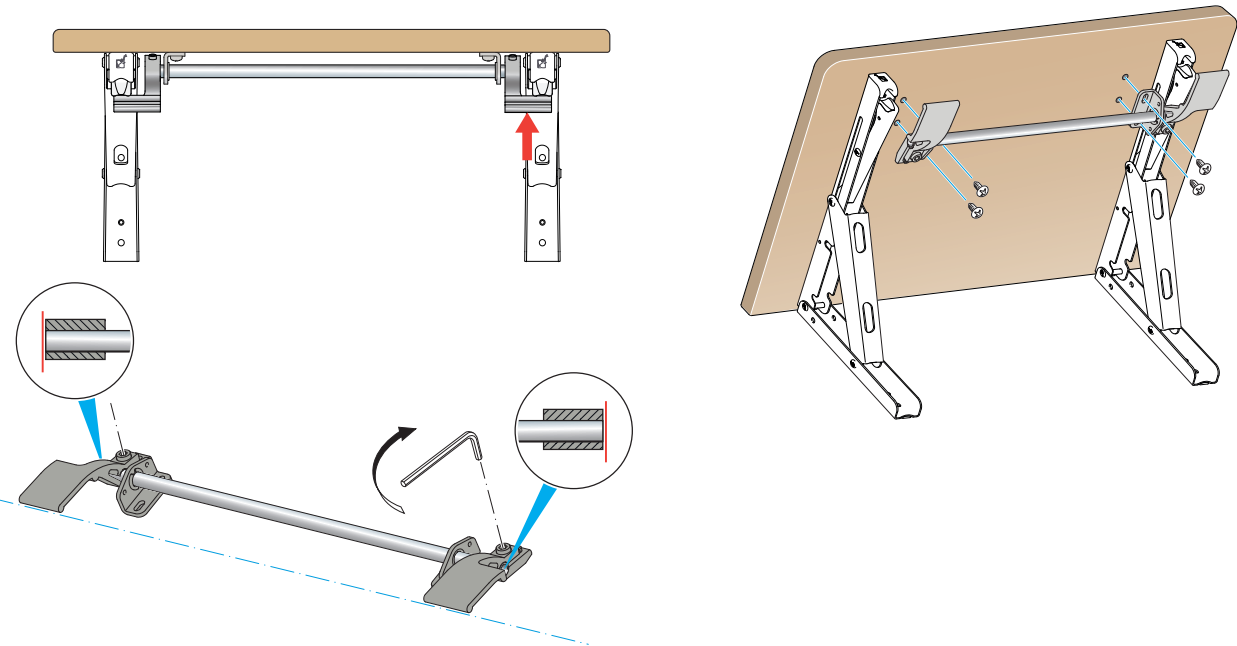


| No. | Part Name | Material | Finish |
|-----|-------------------|-----------------|-------------------|
| 1 | Connecting Lever | Aluminum | Anodized Aluminum |
| 2 | Side Lever | | |
| 3 | Spring | Stainless Steel | Plain |
| 4 | Washer | Plastic | - |
| 5 | Holding Bracket | Aluminum | Anodized Aluminum |
| 6 | Connecting Rod | | |
| 7 | Safety Lock Screw | Stainless Steel | Plain |



EB-1000-2/1500-2

LEVER RELEASE for EB Folding Bracket

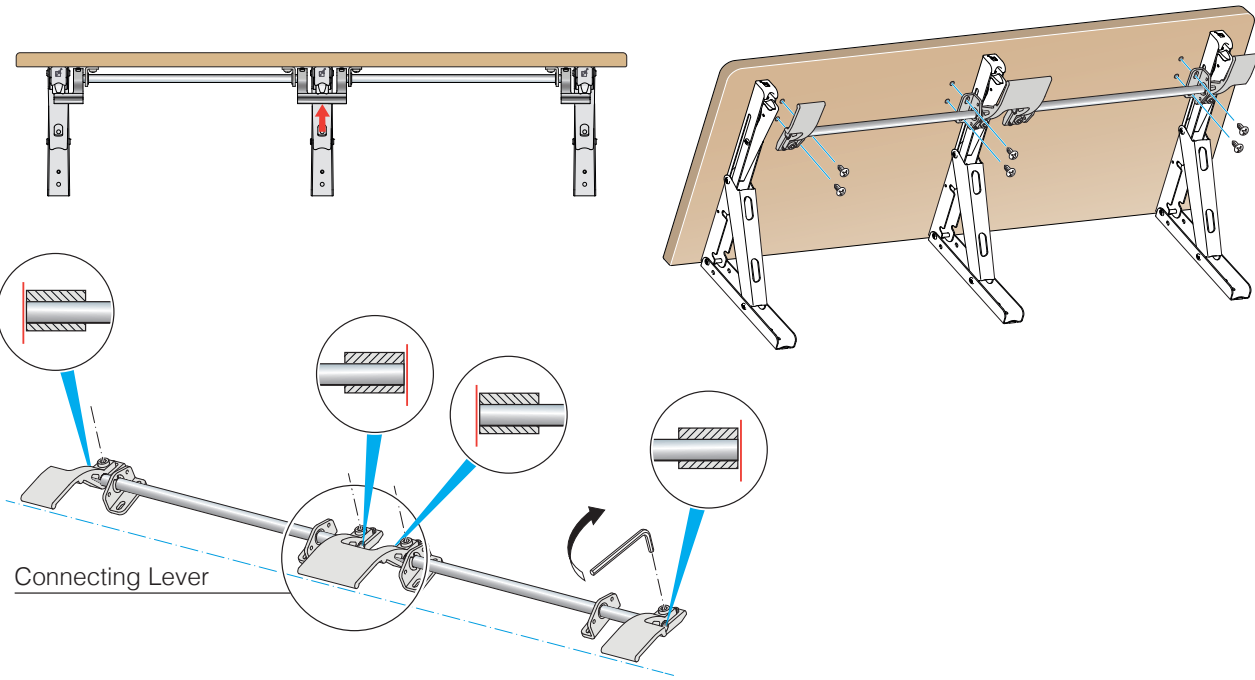


| Item No. | Rod Qty | Rod Length (L) | Side Lever Qty | Safety Lock Qty | Holding Bracket Qty | Spring Qty |
|-----------|---------|--------------------|----------------|-----------------|---------------------|------------|
| EB-1000-2 | 1 | 39-3/8" (1000 mm) | 2 | 1 | 3 | 1 |
| EB-1500-2 | 1 | 59-1/16" (1500 mm) | 2 | 1 | 3 | 1 |

LEVER RELEASE for EB Folding Bracket



EB-2000-3



| Item No. | Rod Qty | Rod Length (L) | Side Lever Qty | Connecting Lever Qty | Safety Lock Qty | Holding Bracket Qty | Spring Qty |
|-----------|---------|------------------------|----------------|----------------------|-----------------|---------------------|------------|
| EB-2000-3 | 2 | 39-3/8" (1000 mm) each | 2 | 1 | 1 | 6 | 1 |



sugatsune.com



Chicago Showroom
121 West Wacker Drive,
Chicago, IL 60601



LIT-EB-Series-2021