








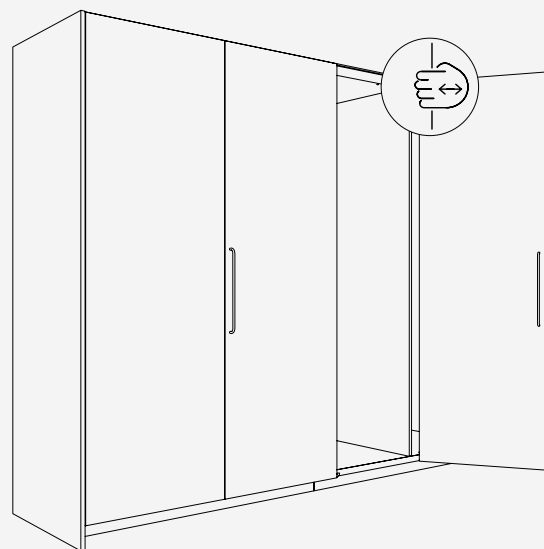
Hardware for pivoting, folding and lateral sliding in of wooden doors up to 20 kg (44 lbs.). Uniform, flush front design with even gap pattern. Invisible technology. Pull version with handle.

### Product highlights

-  **Flexibility** Variable door dimensions, also for floor-to-ceiling, walk-in closets – can be combined with Hawa Concepta III
-  **Productivity** Easy installation thanks to high degree of pre-assembly and intuitive adjustment
-  **Comfort** Opening and closing with very little effort – one hand is enough

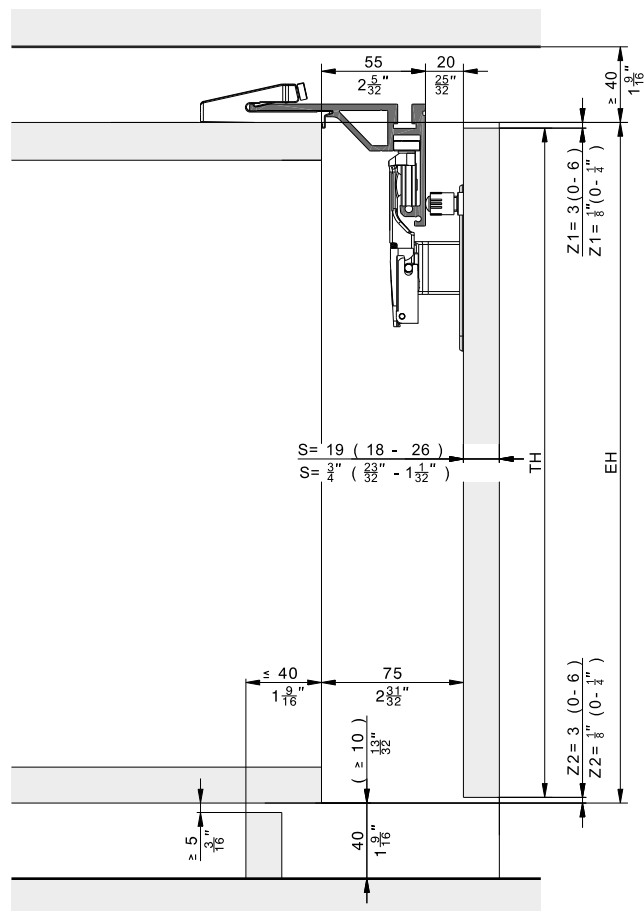
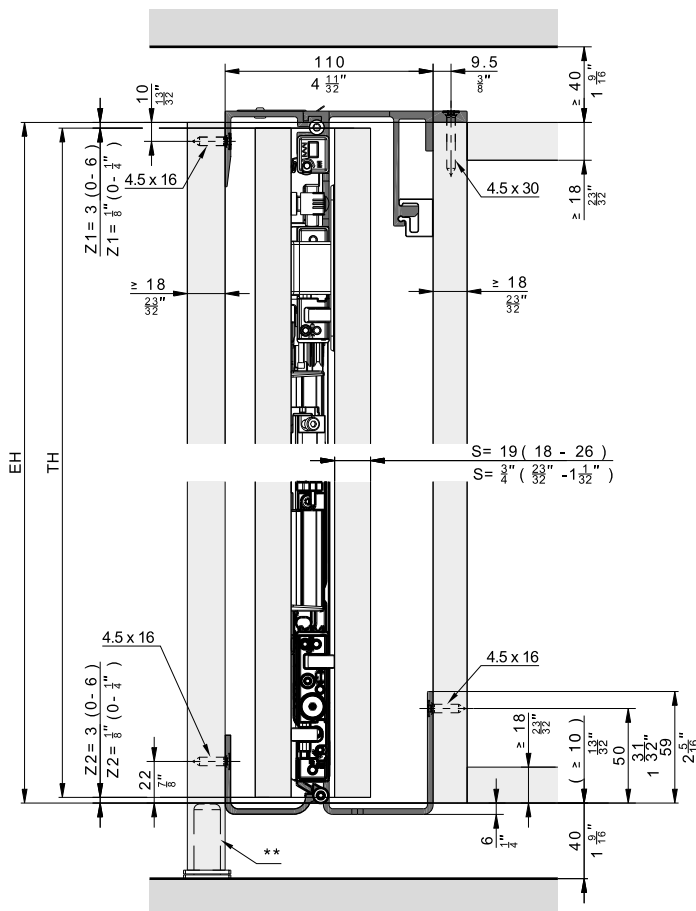
### Technical specifications

-  6–20 kg (13 to 44 lbs.)
-  1200–2200 mm (3' 11 1/4" to 7' 2 5/8")
-  440–750 mm (1' 5 5/16" to 2' 5 17/32")
-  18–26 mm (23/32" to 1 1/32")



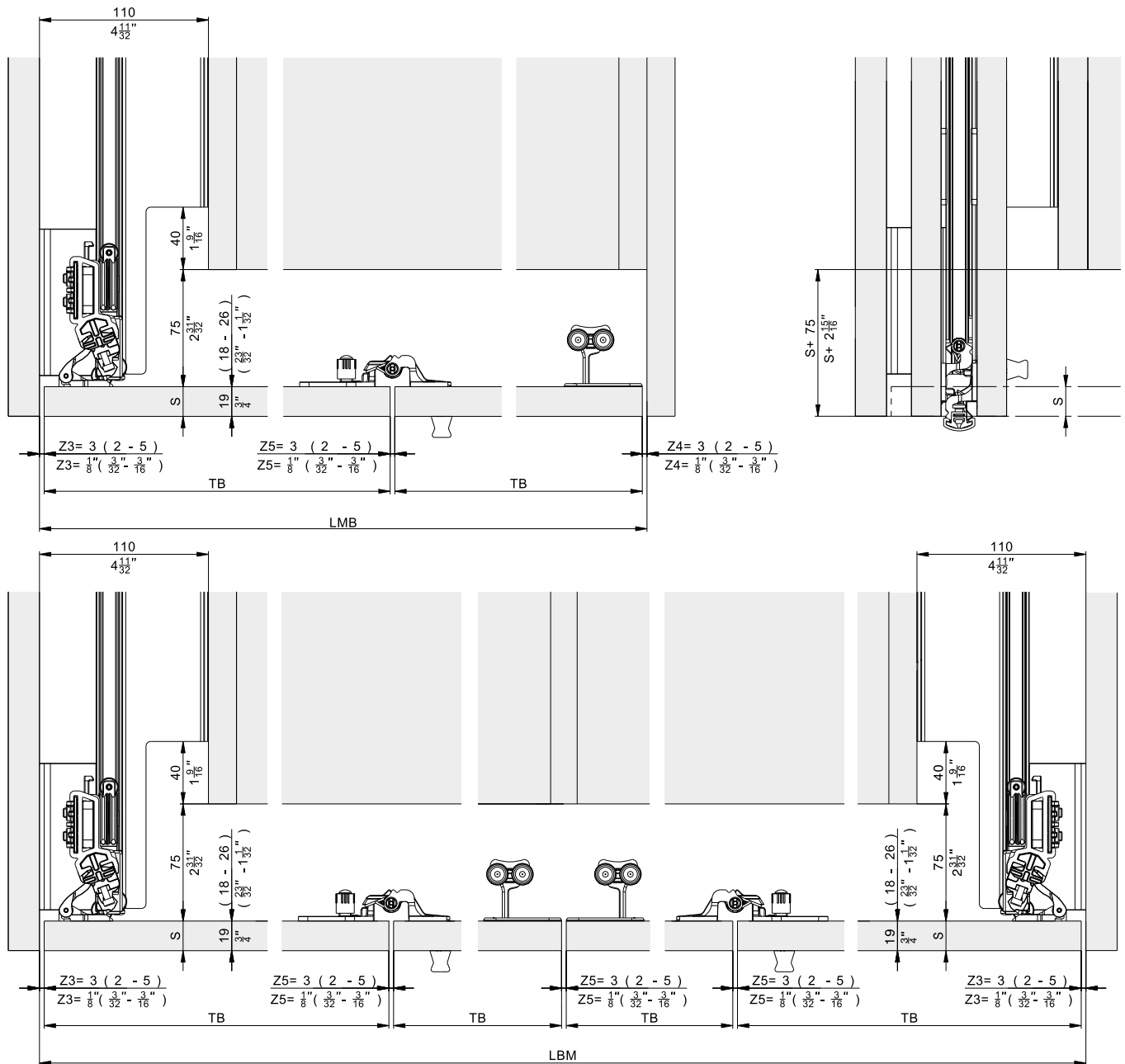
### Installation examples

#### Overlay door without base profile



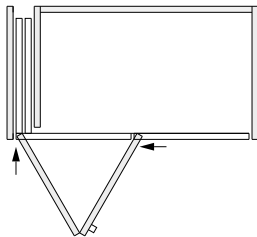
\*\* Recommendation: Use adjustable foot

### Overlay door without base profile, 2 and 4 doors



## Required components

### for 2-door cabinets



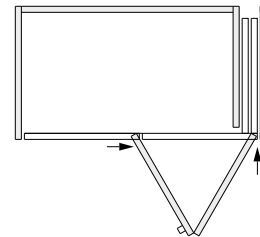
#### Hawa Folding Concepta III 20 Pull, left

Aluminum, anodized

	No.
Hawa Folding Concepta III 20 Pull, basic set, door height 1200–2200 mm (3' 11 1/4" to 7' 2 5/8")	31506
Hawa Folding Concepta III 20/25 Pull, slide-in set, left	31512
Hawa Folding Concepta III 20/25, track set 2 doors, left, aluminum, anodized	31514
Hawa Folding Concepta III 20, upright set, door height 1200–2200 mm (3' 11 1/4" to 7' 2 5/8"), aluminum, anodized	31519

Aluminum, black anodized

	No.
Hawa Folding Concepta III 20 Pull, basic set, door height 1200–2200 mm (3' 11 1/4" to 7' 2 5/8")	31506
Hawa Folding Concepta III 20/25 Pull, slide-in set, left	31512
Hawa Folding Concepta III 20/25, track set 2 doors, left, aluminum, black anodized	31521
Hawa Folding Concepta III 20, upright set, door height 1200–2200 mm (3' 11 1/4" to 7' 2 5/8"), aluminum, black anodized	31526



#### Hawa Folding Concepta III 20 Pull, right

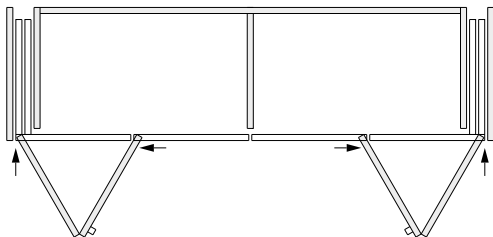
Aluminum, anodized

	No.
Hawa Folding Concepta III 20 Pull, basic set, door height 1200–2200 mm (3' 11 1/4" to 7' 2 5/8")	31506
Hawa Folding Concepta III 20/25 Pull, slide-in set, right	31513
Hawa Folding Concepta III 20/25, track set 2 doors, right, aluminum, anodized	31515
Hawa Folding Concepta III 20, upright set, door height 1200–2200 mm (3' 11 1/4" to 7' 2 5/8"), aluminum, anodized	31519

Aluminum, black anodized

	No.
Hawa Folding Concepta III 20 Pull, basic set, door height 1200–2200 mm (3' 11 1/4" to 7' 2 5/8")	31506
Hawa Folding Concepta III 20/25 Pull, slide-in set, right	31513
Hawa Folding Concepta III 20/25, track set 2 doors, right, aluminum, black anodized	31522
Hawa Folding Concepta III 20, upright set, door height 1200–2200 mm (3' 11 1/4" to 7' 2 5/8"), aluminum, black anodized	31526

### for 4-door cabinets



#### Hawa Folding Concepta III 20 Pull, left/right

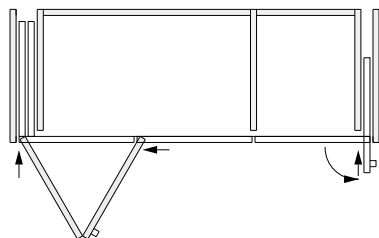
Aluminum, anodized

	Pcs.	No.
Hawa Folding Concepta III 20 Pull, basic set, door height 1200–2200 mm (3' 11 1/4" to 7' 2 5/8")	2	31506
Hawa Folding Concepta III 20/25 Pull, slide-in set, left	1	31512
Hawa Folding Concepta III 20/25 Pull, slide-in set, right	1	31513
Hawa Folding Concepta III 20/25, track set 4 doors, aluminum, anodized	1	31518
Hawa Folding Concepta III 20, upright set, door height 1200–2200 mm (3' 11 1/4" to 7' 2 5/8"), aluminum, anodized	2	31519

Aluminum, black anodized

	Pcs.	No.
Hawa Folding Concepta III 20 Pull, basic set, door height 1200–2200 mm (3' 11 1/4" to 7' 2 5/8")	2	31506
Hawa Folding Concepta III 20/25 Pull, slide-in set, left	1	31512
Hawa Folding Concepta III 20/25 Pull, slide-in set, right	1	31513
Hawa Folding Concepta III 20/25, track set 4 doors, aluminum, black anodized	1	31525
Hawa Folding Concepta III 20, upright set, door height 1200–2200 mm (3' 11 1/4" to 7' 2 5/8"), aluminum, black anodized	2	31526

## for 3-door cabinets

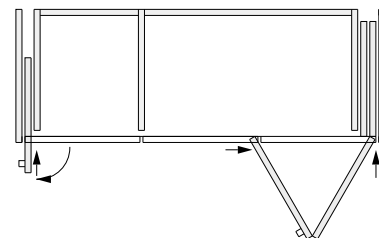

Hawa Folding Concepta III 20 Pull, left with  
Hawa Concepta III 25 Pull, right

Aluminum, anodized

	No.
Hawa Folding Concepta III 20 Pull, basic set, door height 1200–2200 mm (3' 11 1/4" to 7' 2 5/8")	31506
Hawa Folding Concepta III 20/25 Pull, slide-in set, left	31512
Hawa Folding Concepta III 20/25, track set 3 doors, left, aluminum, anodized	31516
Hawa Folding Concepta III 20, upright set, door height 1200–2200 mm (3' 11 1/4" to 7' 2 5/8"), aluminum, anodized	31519
Hawa Concepta III 25 Push/Pull, basic set right, door height 1200–2200 mm (3' 11 1/4" to 7' 2 5/8")	30995
Hawa Concepta III 25/35 Pull, slide-in set, right	31001
Upright profile, for door height 1200–2200 mm (3' 11 1/4" to 7' 2 5/8"), aluminum, anodized, L= 1974 mm (6' 5 23/32")	30778
Connector set 55 mm (2 5/32"), for exterior connection to cabinet	31005

## Aluminum, black anodized

	No.
Hawa Folding Concepta III 20 Pull, basic set, door height 1200–2200 mm (3' 11 1/4" to 7' 2 5/8")	31506
Hawa Folding Concepta III 20/25 Pull, slide-in set, left	31512
Hawa Folding Concepta III 20/25, track set 3 doors, left, aluminum, black anodized	31523
Hawa Folding Concepta III 20, upright set, door height 1200–2200 mm (3' 11 1/4" to 7' 2 5/8"), aluminum, black anodized	31526
Hawa Concepta III 25 Push/Pull, basic set right, door height 1200–2200 mm (3' 11 1/4" to 7' 2 5/8")	30995
Hawa Concepta III 25/35 Pull, slide-in set, right	31001
Upright profile, for door height 1200–2200 mm (3' 11 1/4" to 7' 2 5/8"), aluminum, anodized, L= 1974 mm (6' 5 23/32")	30778
Connector set 55 mm (2 5/32"), for exterior connection to cabinet	31005


Hawa Folding Concepta III 20 Pull, right with  
Hawa Concepta III 25 Pull, left

Aluminum, anodized

	No.
Hawa Folding Concepta III 20 Pull, basic set, door height 1200–2200 mm (3' 11 1/4" to 7' 2 5/8")	31506
Hawa Folding Concepta III 20/25 Pull, slide-in set, right	31513
Hawa Folding Concepta III 20/25, track set 3 doors, right, aluminum, anodized	31517
Hawa Folding Concepta III 20, upright set, door height 1200–2200 mm (3' 11 1/4" to 7' 2 5/8"), aluminum, anodized	31519
Hawa Concepta III 25 Push/Pull, basic set left, door height 1200–2200 mm (3' 11 1/4" to 7' 2 5/8")	30994
Hawa Concepta III 25/35 Pull, slide-in set, left	31000
Upright profile, for door height 1200–2200 mm (3' 11 1/4" to 7' 2 5/8"), aluminum, anodized, L= 1974 mm (6' 5 23/32")	30778
Connector set 55 mm (2 5/32"), for exterior connection to cabinet	31005

## Aluminum, black anodized













	No.
Hawa Folding Concepta III 20 Pull, basic set, door height 1200–2200 mm (3' 11 1/4" to 7' 2 5/8")	31506
Hawa Folding Concepta III 20/25 Pull, slide-in set, right	31513
Hawa Folding Concepta III 20/25, track set 3 doors, right, aluminum, black anodized	31524
Hawa Folding Concepta III 20, upright set, door height 1200–2200 mm (3' 11 1/4" to 7' 2 5/8"), aluminum, black anodized	31526
Hawa Concepta III 25 Push/Pull, basic set left, door height 1200–2200 mm (3' 11 1/4" to 7' 2 5/8")	30994
Hawa Concepta III 25/35 Pull, slide-in set, left	31000
Upright profile, for door height 1200–2200 mm (3' 11 1/4" to 7' 2 5/8"), aluminum, anodized, L= 1974 mm (6' 5 23/32")	30778
Connector set 55 mm (2 5/32"), for exterior connection to cabinet	31005

## Hawa Configurator

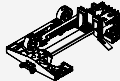





## List of individual parts, which are included in the sets

### Set for 1 folding/slide-in door up to 20 kg ( 44 lbs.)

		No.	
Hawa Folding Concepta III 20 Pull, basic set, door height 1200–2200 mm (3' 11 1/4" to 7' 2 5/8")		31506	
		31506	No.
<b>Set consisting of:</b>			
	Slot nuts for hinge attachment, plastic, black	3	30686
	Mounting plate for hinge with height adjustment, steel, nickel-plated	1	30738
	Concealed hinge, with soft closing mechanism and closing spring, steel, nickel plated	3	31070
	Center concealed hinge, not spring loaded, steel, matt nickel-plated	3	31362
	Screw for concealed hinges and center concealed hinges, 4x16 mm (5/32"x5/8"), set of 20 pieces	1	31532
	Folding running gear, nickel-plated	1	31313
	Folding running gear hinge	1	31314
	Soft closing mechanism	1	31222
	Stop buffer adjustable, plastic, anthracite	1	31550
	Set of adjusting tools	1	31047
	Countersunk head screw, 4.5x16 mm (3/16"x5/8"), steel, zinc-plated, set of 28 pieces	1	31529
	Screw set for double running track and Connector attachment at the bottom	1	31530

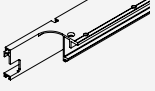
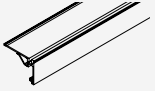
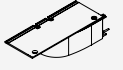
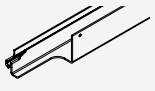
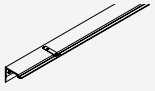





### Suitable slide-in set

		No.	
Hawa Folding Concepta III 20/25 Pull, slide-in set, left		31512	
Hawa Folding Concepta III 20/25 Pull, slide-in set, right		31513	
		31512	No.
<b>Set consisting of:</b>			
	Slide-in unit Hawa Folding Concepta III 20/25 Pull, left	1	31004
	Pull end stop bracket, steel, zinc-plated	1	31541
	Slide-in securing mechanism, plastic, black	1	30966
	Slide-in unit Hawa Folding Concepta III 20/25 Pull, right	1	31046

**Suitable 2-door and 4-door track sets, aluminum, anodized**


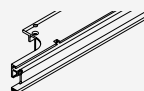

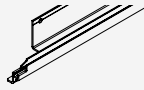
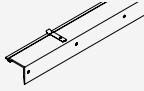
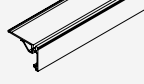
	No.
Hawa Folding Concepta III 20/25, track set 2 doors, left, aluminum, anodized	31514
Hawa Folding Concepta III 20/25, track set 2 doors, right, aluminum, anodized	31515
Hawa Folding Concepta III 20/25, track set 4 doors, aluminum, anodized	31518

**Set consisting of:**

		31514	31515	31518	No.
	Double running track top left, aluminum, anodized, L= 820 mm (2' 8 9/32")	1		1	31339
	Running track front, aluminum, anodized, L= 1272 mm (4' 2 3/32")	1	1		31210
	Running track curve, left, aluminum, anodized	1		1	31365
	Bottom guide track left, aluminum, anodized, L= 820 mm (2' 8 9/32")	1		1	31336
	Connector, top left L= 788 mm (2' 7 1/32")	1		1	31370
	Connecting profile for Connector, top, aluminum, L= 660 mm (2' 1 31/32")	1	1	2	30977
	Connector clips, bottom, plastic, black, L= 94 mm (3 11/16")	3	3	6	31086
	Connector part for running track curve, steel, zinc-plated	1	1	2	31543
	Double running track support, plastic, black	1	1	2	31359
	Running track adapter, plastic, anthracite, set of 4 pieces	1	1	2	23645




Continued table on next column

Table continued from previous column

	Countersunk head screw for running track adapter, 4.5x16 mm (3/16"x5/8"), set of 16 pieces	1	1	2	31585
	Double running track top right, aluminum, anodized, L= 820 mm (2' 8 9/32")		1	1	31340
	Running track curve, right, aluminum, anodized		1	1	31366
	Bottom guide track right, aluminum, anodized, L= 820 mm (2' 8 9/32")		1	1	31337
	Connector, top right, L= 788 mm (2' 7 1/32")		1	1	31371
	Running track front, aluminum, anodized, L= 2539 mm (8' 3 31/32")			1	31343

**Upright set, aluminum, anodized**

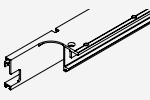
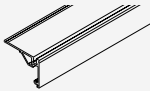
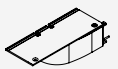
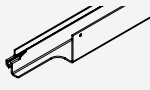
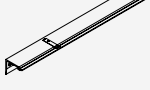







	No.
Hawa Folding Concepta III 20, upright set, door height 1200–2200 mm (3' 11 1/4" to 7' 2 5/8"), aluminum, anodized	31519

		31519	No.
	Upright profile, for door height 1200–2200 mm (3' 11 1/4" to 7' 2 5/8"), aluminum, anodized, L= 1974 mm (6' 5 23/32")	1	30778
	Cover panel for door joint, for door height 1200–2200 mm (3' 11 1/4" to 7' 2 5/8"), aluminum, anodized, L= 2200 mm (7' 2 5/8")	1	31230
	Retaining clip for cover panel 2200 mm (7' 2 5/8"), plastic, black, set of 6 pieces	1	31502

**Suitable 3-door track sets, aluminum, anodized**

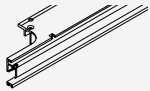
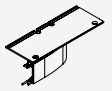


	No.
Hawa Folding Concepta III 20/25, track set 3 doors, left, aluminum, anodized	31516
Hawa Folding Concepta III 20/25, track set 3 doors, right, aluminum, anodized	31517

**Set consisting of:**

	31516	31517	No.
 Double running track top left, aluminum, anodized, L= 820 mm (2' 8 9/32")	1		31339
 Running track front, aluminum, anodized, L= 1954 mm (6' 4 15/16")	1	1	31341
 Running track curve, left, aluminum, anodized	1		31365
 Bottom guide track left, aluminum, anodized, L= 820 mm (2' 8 9/32")	1		31336
 Connector, top left L= 788 mm (2' 7 1/32")	1		31370
 Connecting profile for Connector, top, aluminum, L= 660 mm (2' 1 31/32")	1	1	30977
 Connector clips, bottom, plastic, black, L= 94 mm (3 11/16")	3	3	31086
 Connector part for running track curve, steel, zinc-plated	1	1	31543
 Double running track support, plastic, black	1	1	31359
 Running track adapter, plastic, anthracite, set of 6 pieces	1	1	24870
 Stop set 3 doors Push/Pull	1	1	31538
 Countersunk head screw for running track adapter, 4.5x16 mm (3/16"x5/8"), set of 24 pieces	1	1	31587

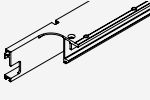
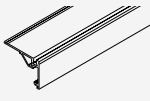
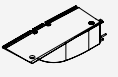
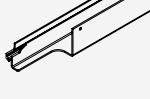
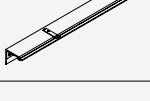





Continued table on next column

Table continued from previous column

 Double running track top right, aluminum, anodized, L= 820 mm (2' 8 9/32")	1	31340
 Running track curve, right, aluminum, anodized	1	31366
 Bottom guide track right, aluminum, anodized, L= 820 mm (2' 8 9/32")	1	31337
 Connector, top right L= 788 mm (2' 7 1/32")	1	31371







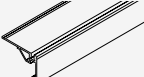
### Suitable 2-door and 4-door track sets, aluminum, black anodized

	No.
Hawa Folding Concepta III 20/25, track set 2 doors, left, aluminum, black anodized	31521
Hawa Folding Concepta III 20/25, track set 2 doors, right, aluminum, black anodized	31522
Hawa Folding Concepta III 20/25, track set 4 doors, aluminum, black anodized	31525

	31521	31522	31525	No.
<b>Set consisting of:</b>				
 Double running track top left, aluminum, anodized, L= 820 mm (2' 8 9/32")	1		1	31339
 Running track front, aluminum, black anodized, L= 1272 mm (4' 2 3/32")	1	1		31211
 Running track curve, left, aluminum, black anodized	1		1	31367
 Bottom guide track left, aluminum, anodized, L= 820 mm (2' 8 9/32")	1		1	31336
 Connector, top left L= 788 mm (2' 7 1/32")	1		1	31370
 Connecting profile for Connector, top, aluminum, L= 660 mm (2' 1 31/32")	1	1	2	30977
 Connector clips, bottom, plastic, black, L= 94 mm (3 11/16")	3	3	6	31086
 Connector part for running track curve, steel, zinc-plated	1	1	2	31543
 Double running track support, plastic, black	1	1	2	31359
 Running track adapter, plastic, anthracite, set of 4 pieces	1	1	2	23645


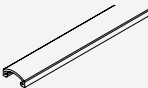

Continued table on next column

Table continued from previous column

	Countersunk head screw for running track adapter, 4.5x16 mm (3/16"x5/8"), set of 16 pieces	1	1	2	31585
	Cover-up pen for cut edge, black	1	1	1	52117
	Double running track top right, aluminum, anodized, L= 820 mm (2' 8 9/32")		1	1	31340
	Running track curve, right, aluminum, black anodized		1	1	31368
	Bottom guide track right, aluminum, anodized, L= 820 mm (2' 8 9/32")		1	1	31337
	Connector, top right L= 788 mm (2' 7 1/32")		1	1	31371
	Running track front, aluminum, black anodized, L= 2539 mm (8' 3 31/32")			1	31344

### Upright set, aluminum, black anodized

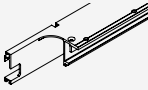
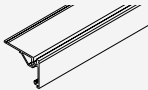
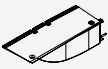
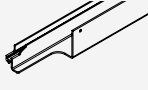
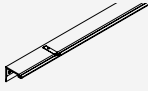







	No.
Hawa Folding Concepta III 20, upright set, door height 1200–2200 mm (3' 11 1/4" to 7' 2 5/8"), aluminum, black anodized	31526

		31526	No.
Set consisting of:			
	Upright profile, for door height 1200–2200 mm (3' 11 1/4" to 7' 2 5/8"), aluminum, anodized, L= 1974 mm (6' 5 23/32")	1	30778
	Cover panel for door joint, for door height 1200–2200 mm (3' 11 1/4" to 7' 2 5/8"), aluminum, black anodized, L= 2200 mm (7' 2 5/8")	1	31231
	Retaining clip for cover panel 2200 mm (7' 2 5/8"), plastic, black, set of 6 pieces	1	31502

**Suitable 3-door track sets, aluminum, black anodized**


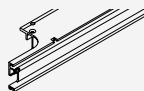
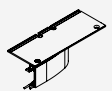
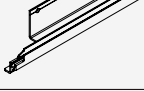
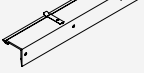
	No.
Hawa Folding Concepta III 20/25, track set 3 doors, left, aluminum, black anodized	31523
Hawa Folding Concepta III 20/25, track set 3 doors, right, aluminum, black anodized	31524

**Set consisting of:**


	31523	31524	No.
 Double running track top left, aluminum, anodized, L= 820 mm (2' 8 9/32")	1		31339
 Running track front, aluminum, black anodized, L= 1954 mm (6' 4 15/16")	1	1	31342
 Running track curve, left, aluminum, black anodized	1		31367
 Bottom guide track left, aluminum, anodized, L= 820 mm (2' 8 9/32")	1		31336
 Connector, top left L= 788 mm (2' 7 1/32")	1		31370
 Connecting profile for Connector, top, aluminum, L= 660 mm (2' 1 31/32")	1	1	30977
 Connector clips, bottom, plastic, black, L= 94 mm (3 11/16")	3	3	31086
 Connector part for running track curve, steel, zinc-plated	1	1	31543
 Double running track support, plastic, black	1	1	31359
 Running track adapter, plastic, anthracite, set of 6 pieces	1	1	24870
 Stop set 3 doors Push/Pull	1	1	31538
 Countersunk head screw for running track adapter, 4.5x16 mm (3/16"x5/8"), set of 24 pieces	1	1	31587

Continued table on next column

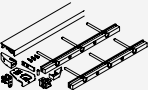
Table continued from previous column

	Cover-up pen for cut edge, black	1	1	52117
	Double running track top right, aluminum, anodized, L= 820 mm (2' 8 9/32")		1	31340
	Running track curve, right, aluminum, black anodized		1	31368
	Bottom guide track right, aluminum, anodized, L= 820 mm (2' 8 9/32")		1	31337
	Connector, top right, L= 788 mm (2' 7 1/32")		1	31371



## Reinforcement profiles

		No.
	Reinforcement profile for running track front, 2765 mm (9' 27/32"), 4 doors, aluminum, anodized	52109
	Reinforcement profile for running track front, 2085 mm (6' 10 3/32"), 3 doors, aluminum, anodized	52110

## Base profiles

		No.
	Base profile set, 2 doors, aluminum, anodized	52089
	Base profile set, 3 doors, aluminum, anodized	52090
	Base profile set, 4 doors, aluminum, anodized	52091
	Base profile set, 2 doors, aluminum, black anodized	52092
	Base profile set, 3 doors, aluminum, black anodized	52093
	Base profile set, 4 doors, aluminum, black anodized	52094

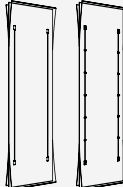
## Accessories

		No.
	Routing jig for folding hinge	52121
	Magnetic centering part, with including drilling jig, aluminum, anodized	24006

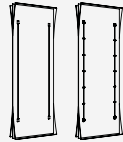
## Straightening fitting

→ Details under accessories from page 323

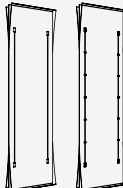
## Aluminum, untreated

		No.
	Straightening fitting for doors 1715–2275 mm (3' 11 27/32" to 5' 9 7/8"), aluminum	056.3192.079
	Straightening fitting for doors 1215–1775 mm (3' 11 27/32" to 5' 9 7/8"), aluminum	056.3192.073

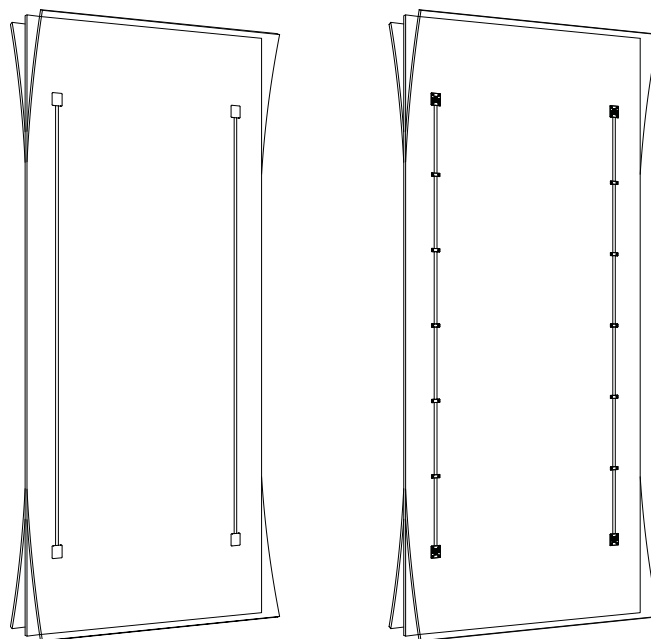
## Aluminum, anodized

		Nr.
	Straightening fitting for doors 1715–2275 mm (5' 7 17/32" to 7' 5 9/16"), aluminum, anodized, can be shortened for doors 1215–1715 mm (3' 11 27/32" to 5' 7 17/32")	056.3192.080

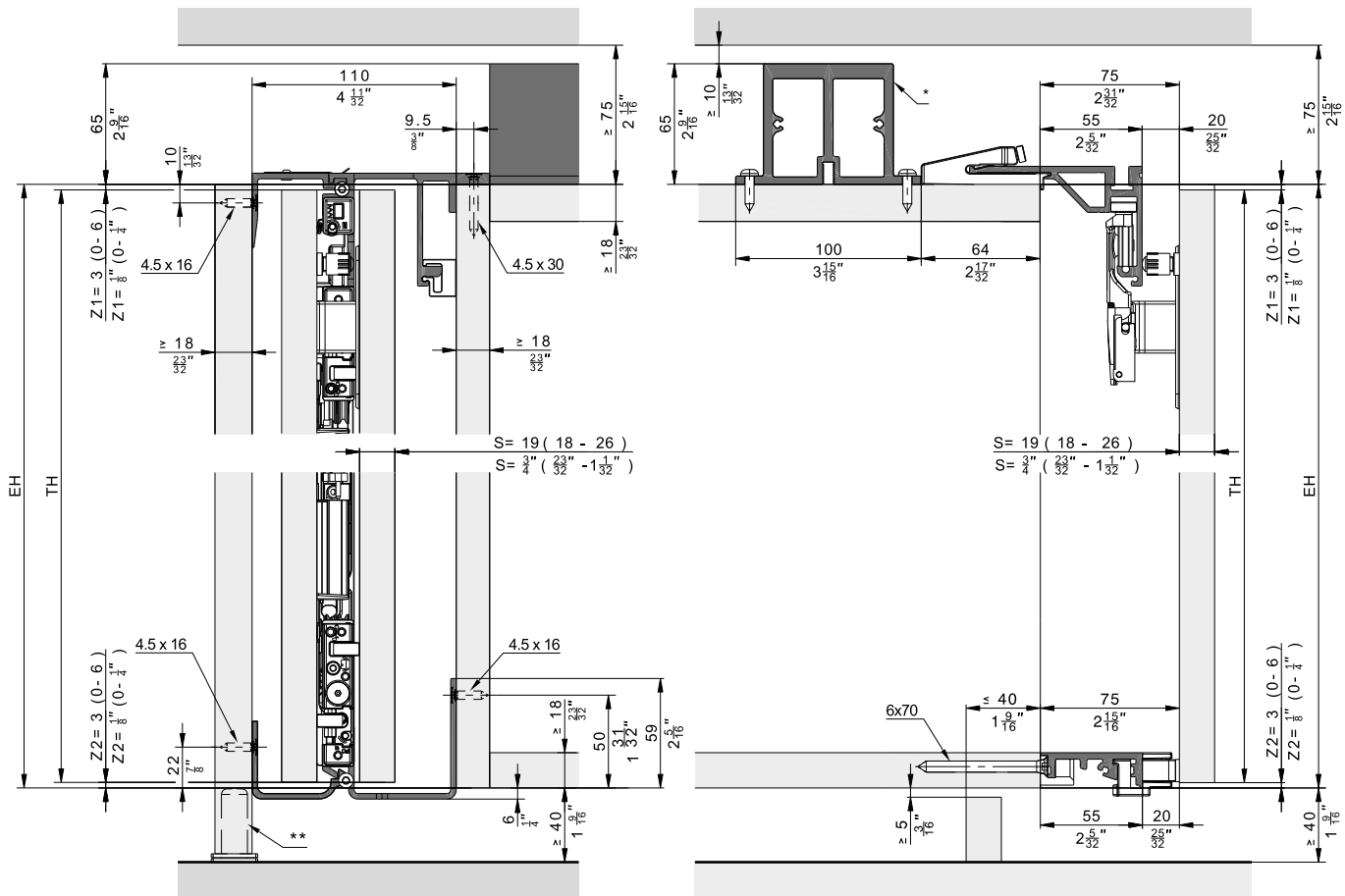
## Aluminum, black anodized

		No.
	Straightening fitting for doors 1715–2275 mm (5' 7 15/32" to 7' 5 9/16"), aluminum, black anodized	056.3192.081
	Straightening fitting for doors 1215–1775 mm (3' 11 27/32" to 5' 9 7/8"), aluminum, black anodized	056.3192.076

## Straightening fitting



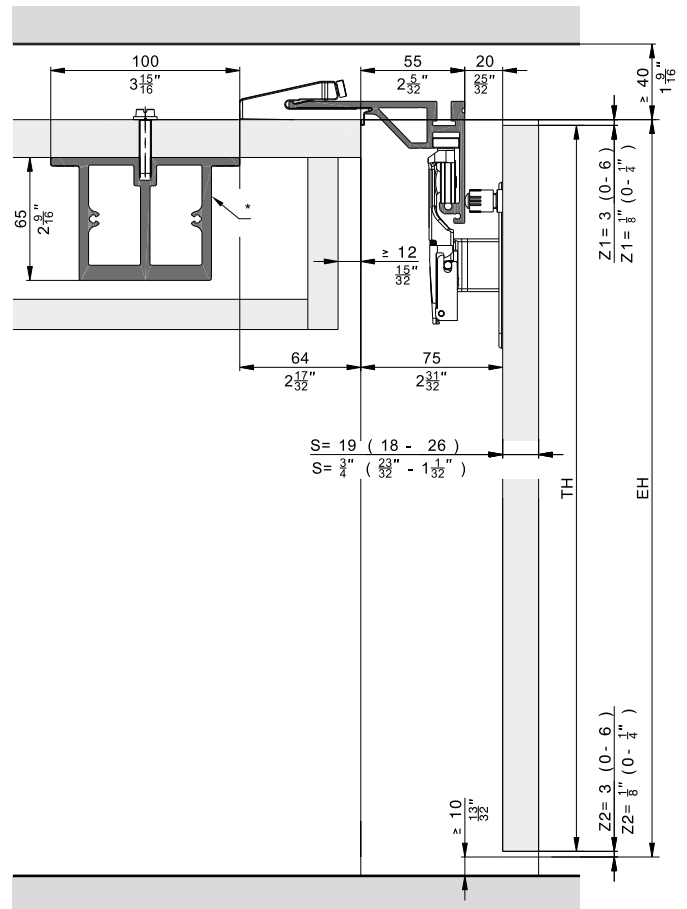
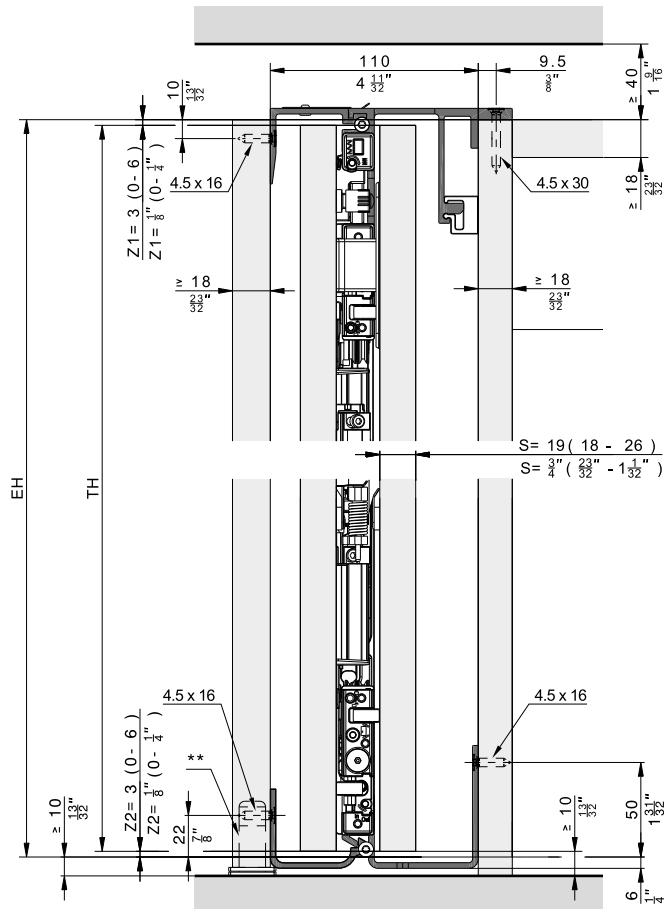
### Overlay door with base profile, 2 and 4 doors



\* Reinforcement profile for 3-door and 4-door systems without separating walls

**\*\* Recommendation: Use adjustable foot**

# Floor-to-ceiling doors without base panels, 2 doors and 4 doors

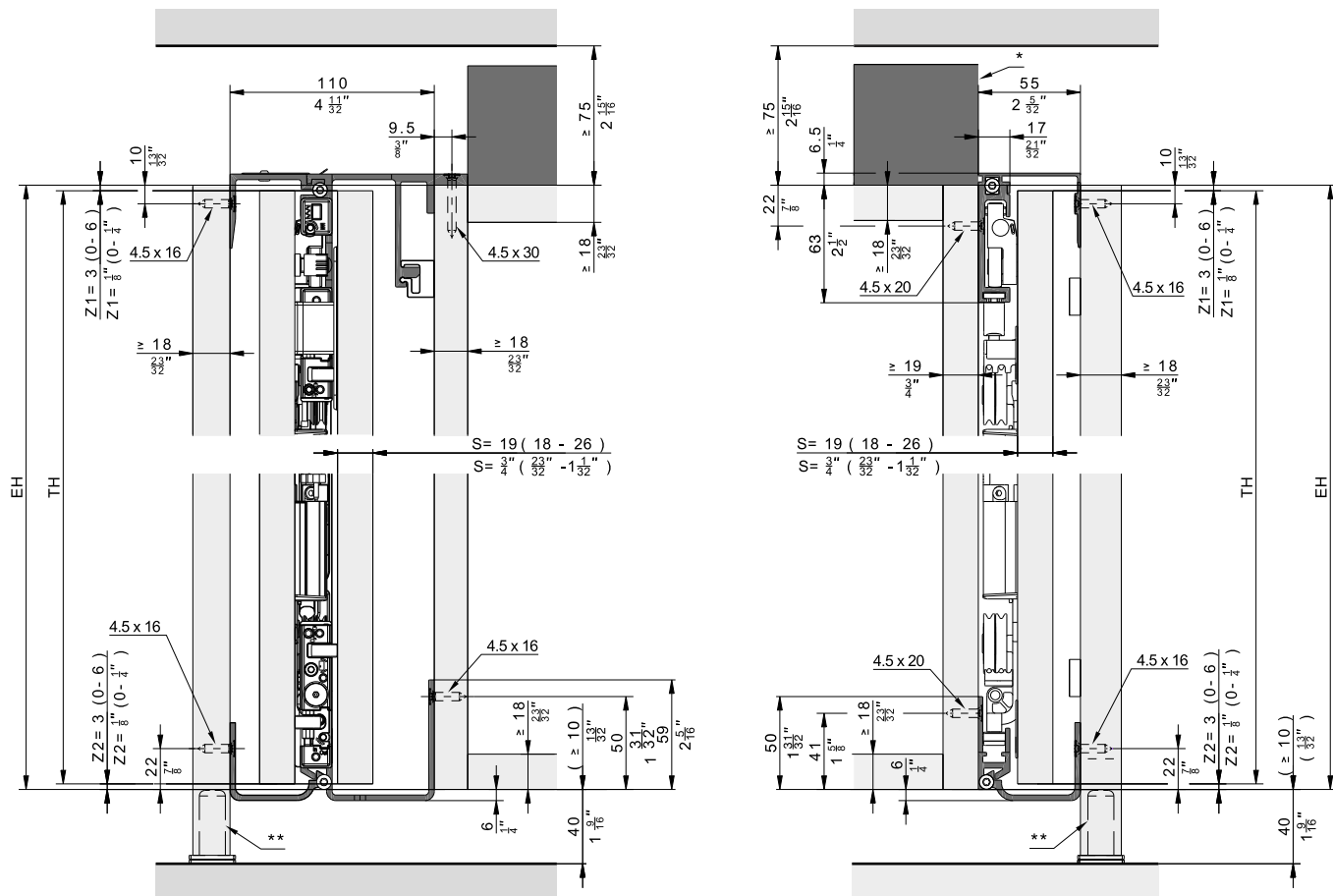


\* Reinforcement profile for 3-door and 4-door systems without separating walls

\*\* Recommendation: Use adjustable foot

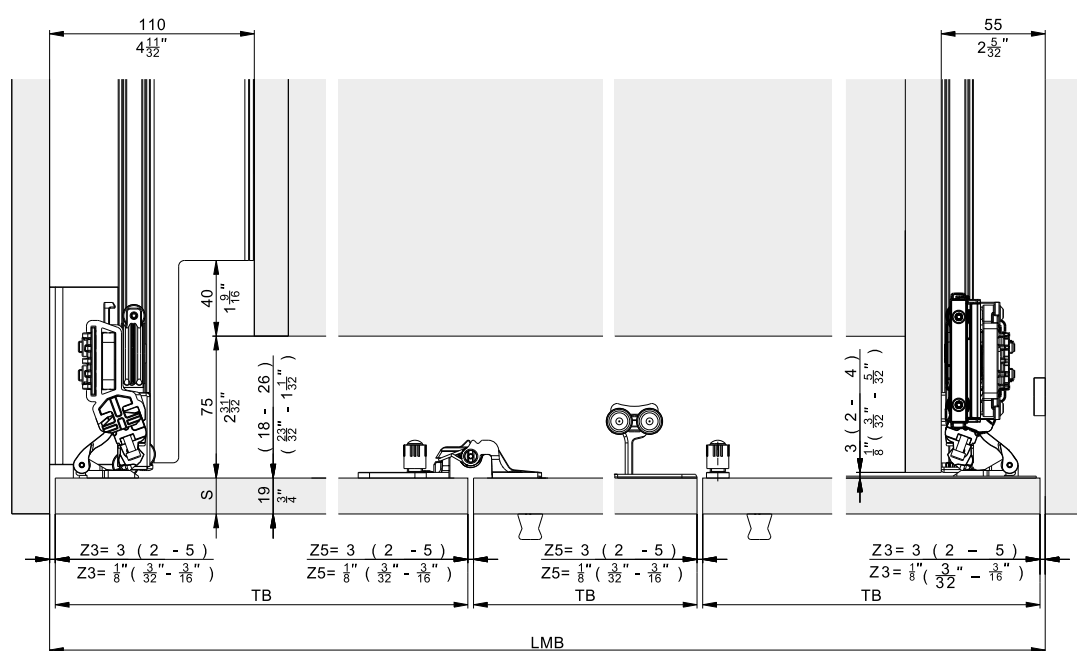


### Overlay door without base profile, 3 doors



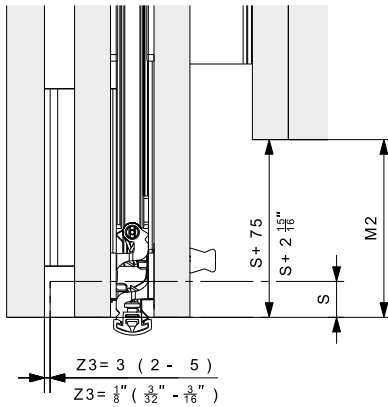
\* Reinforcement profile for 3-door and 4-door systems without separating walls

\*\* Recommendation: Use adjustable foot

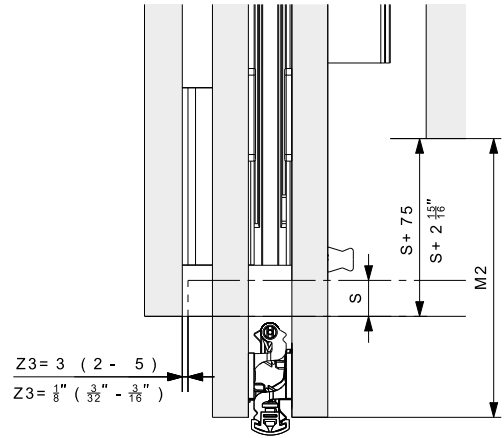


## Hardware depth calculation

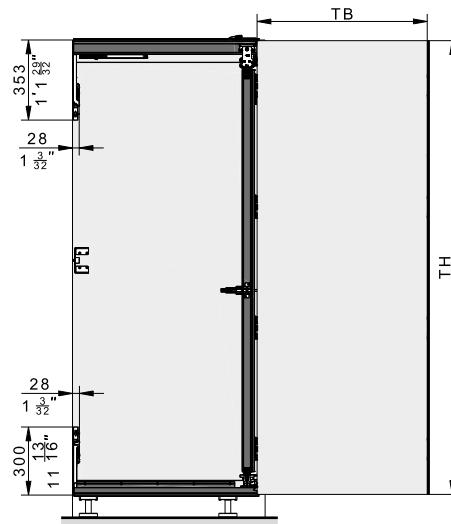
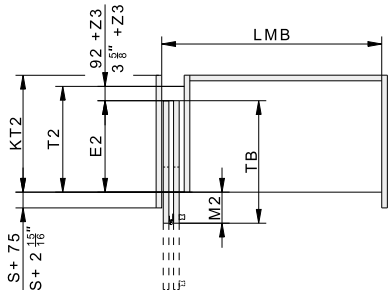
### Flush door



### Protruding door



	mm	Inch
T2	TB + 92 + Z3 - M2	TB + 3 5/8 + Z3 - M2
E2	TB - M2	TB - M2
KT2	≥ T2	≥ T2
M2	≥ S + 75 ≤ TB - 390	≥ S + 2 15/16 ≤ TB - 1' 3 11/32



- S = Door thickness
- Z = Gap size
- E2 = Slide-in depth
- T2 = Hardware depth
- TB = Door width
- TH = Door height
- KT2 = Cabinet depth
- LMB = Inside clearance
- M2 = Door projection over cabinet

## Accessories

- Straightening fitting from page 323

## Planning/execution

Configure with just a few clicks at [www.hawa.com/configurator](http://www.hawa.com/configurator)

Further information about the product can be found on [www.hawa.com](http://www.hawa.com).

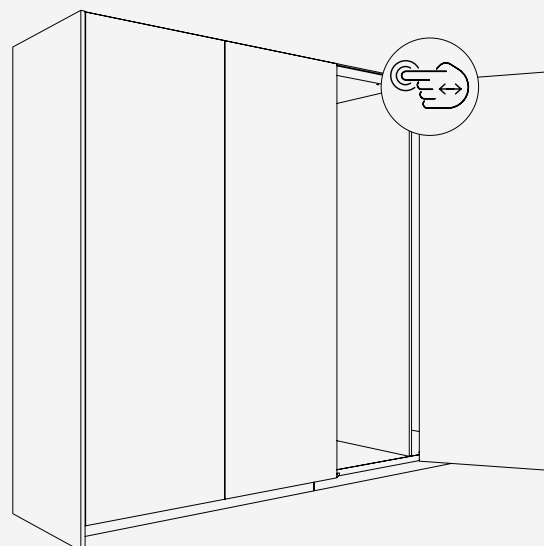
Hardware for pivoting, folding and lateral sliding in of wooden doors up to 20 kg (44 lbs.). Uniform, flush front design with even gap pattern. Push-to-open function for handle-less cabinet designs.

### Product highlights

- Flexibility** Variable door dimensions, also for floor-to-ceiling, walk-in closets – can be combined with Hawa Concepta III
- Productivity** Easy installation thanks to high degree of pre-assembly and intuitive adjustment
- Aesthetics** Cabinet designs without handle – the technology remains invisible

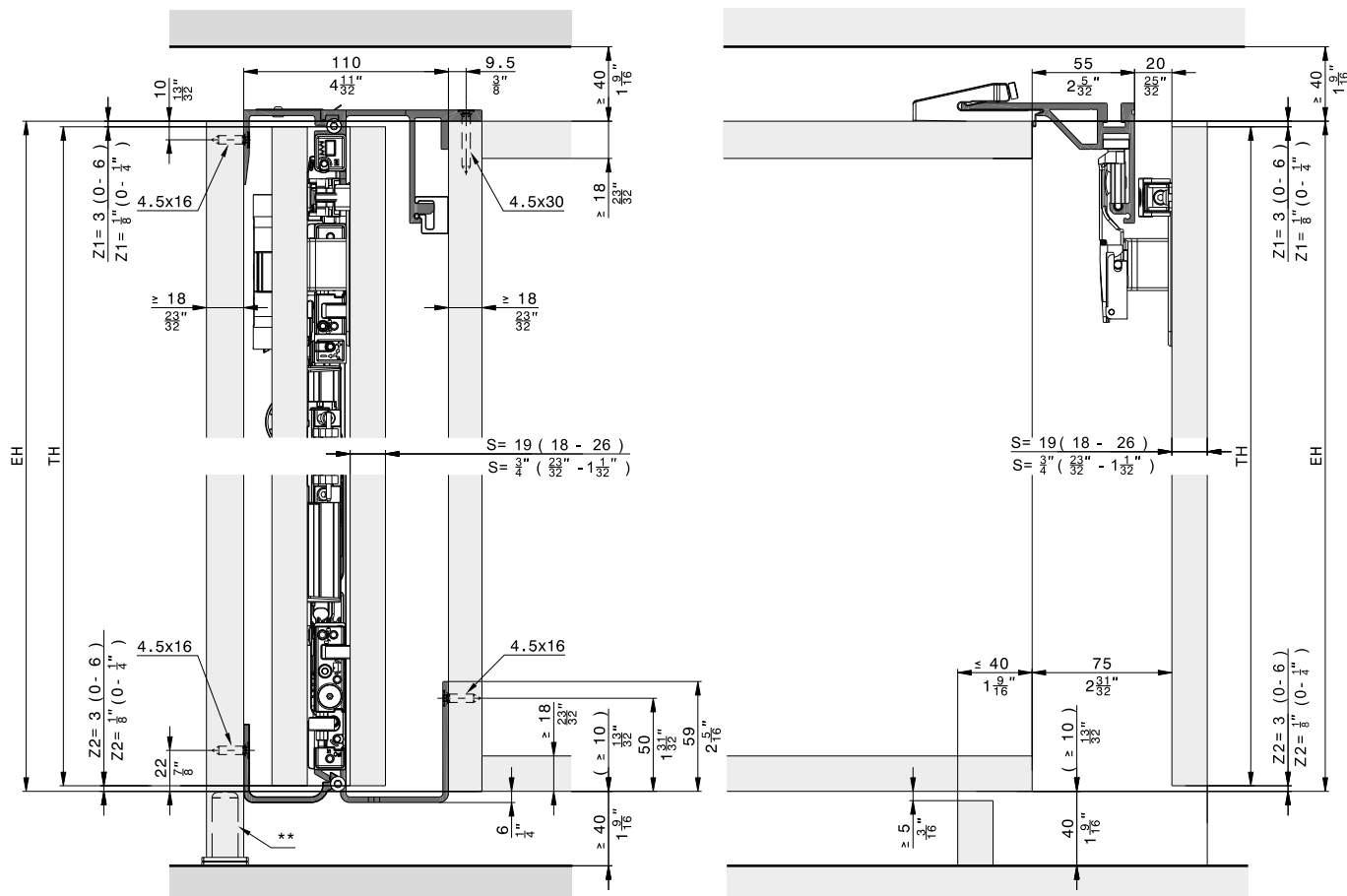
### Technical specifications

- 6–20 kg (13 to 44 lbs.)
- 1200–2200 mm (3' 11 1/4" to 7' 2 5/8")
- 440–750 mm (1' 5 5/16" to 2' 5 17/32")
- 18–26 mm (23/32" to 1 1/32")



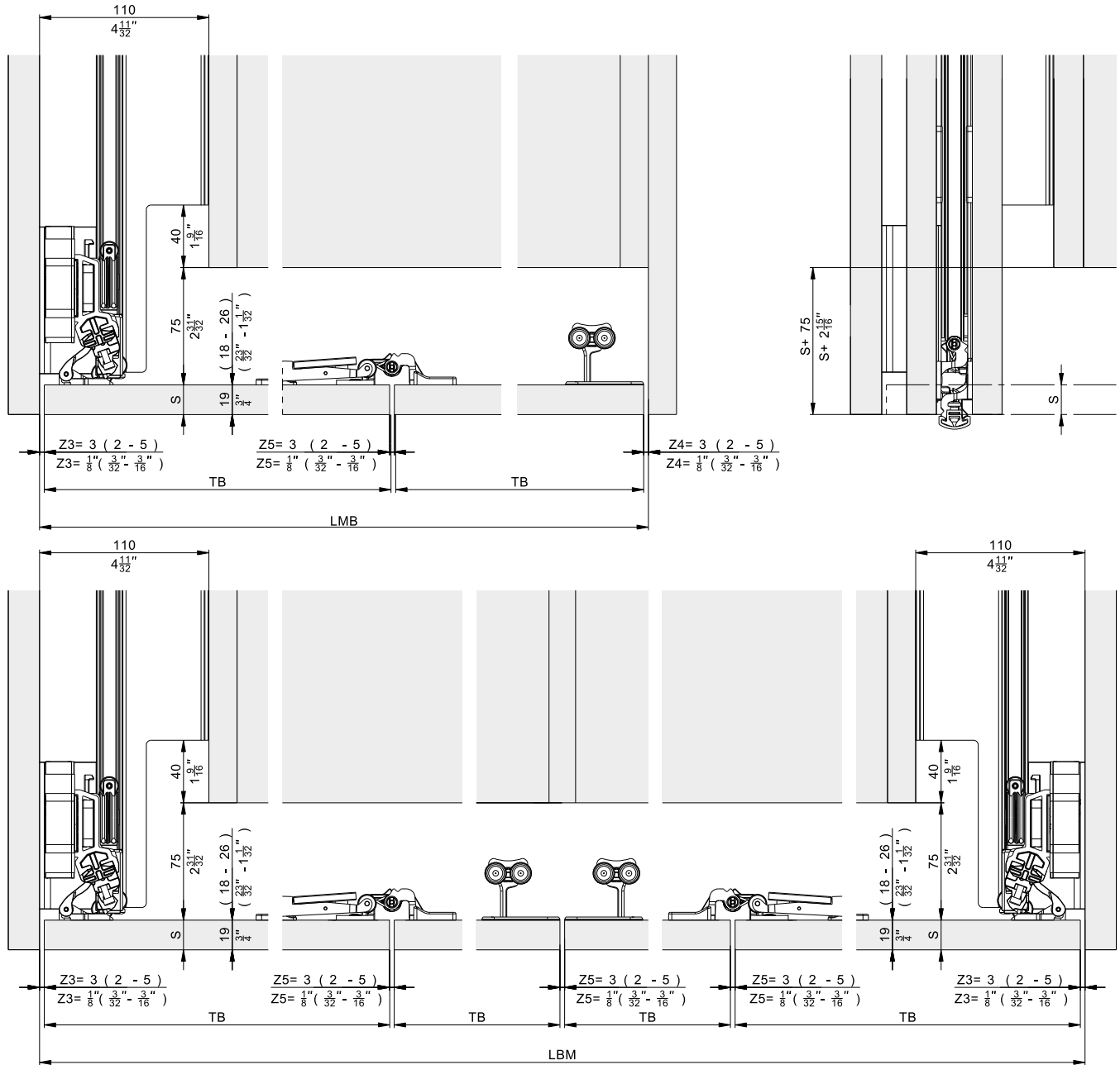
### Installation examples

#### Overlay door without base profile



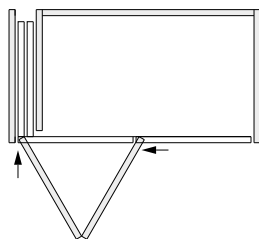
\*\* Recommendation: Use adjustable foot

Overlay door without base profile, 2 and 4 doors



## Required components

### for 2-door cabinets



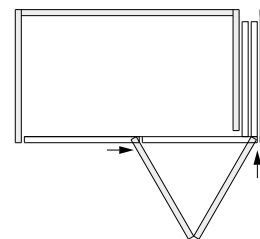
#### Hawa Folding Concepta III 20 Push, left

Aluminum, anodized

	No.
Hawa Folding Concepta III 20 Push, basic set, door height 1200–2200 mm (3' 11 1/4" to 7' 2 5/8")	31504
Hawa Folding Concepta III 20 Push, slide-in set, left	31508
Hawa Folding Concepta III 20/25, track set 2 doors, left, aluminum, anodized	31514
Hawa Folding Concepta III 20, upright set, door height 1200–2200 mm (3' 11 1/4" to 7' 2 5/8"), aluminum, anodized	31519

Aluminum, black anodized

	No.
Hawa Folding Concepta III 20 Push, basic set, door height 1200–2200 mm (3' 11 1/4" to 7' 2 5/8")	31504
Hawa Folding Concepta III 20 Push, slide-in set, left	31508
Hawa Folding Concepta III 20/25, track set 2 doors, left, aluminum, black anodized	31521
Hawa Folding Concepta III 20, upright set, door height 1200–2200 mm (3' 11 1/4" to 7' 2 5/8"), aluminum, black anodized	31526



#### Hawa Folding Concepta III 20 Push, right

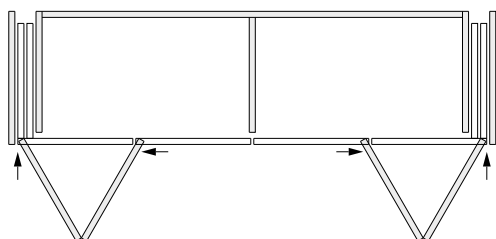
Aluminum, anodized

	No.
Hawa Folding Concepta III 20 Push, basic set, door height 1200–2200 mm (3' 11 1/4" to 7' 2 5/8")	31504
Hawa Folding Concepta III 20 Push, slide-in set, right	31509
Hawa Folding Concepta III 20/25, track set 2 doors, right, aluminum, anodized	31515
Hawa Folding Concepta III 20, upright set, door height 1200–2200 mm (3' 11 1/4" to 7' 2 5/8"), aluminum, anodized	31519

Aluminum, black anodized

	No.
Hawa Folding Concepta III 20 Push, basic set, door height 1200–2200 mm (3' 11 1/4" to 7' 2 5/8")	31504
Hawa Folding Concepta III 20 Push, slide-in set, right	31509
Hawa Folding Concepta III 20/25, track set 2 doors, right, aluminum, black anodized	31522
Hawa Folding Concepta III 20, upright set, door height 1200–2200 mm (3' 11 1/4" to 7' 2 5/8"), aluminum, black anodized	31526

### for 4-door cabinets



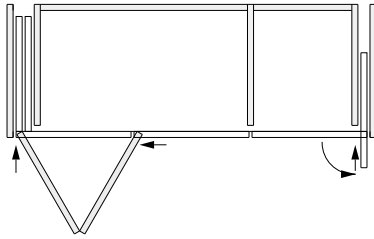
#### Hawa Folding Concepta III 20 Push, left/right

Aluminum, anodized

	Pcs.	No.
Hawa Folding Concepta III 20 Push, basic set, door height 1200–2200 mm (3' 11 1/4" to 7' 2 5/8")	2	31504
Hawa Folding Concepta III 20 Push, slide-in set, left	1	31508
Hawa Folding Concepta III 20 Push, slide-in set, right	1	31509
Hawa Folding Concepta III 20/25, track set 4 doors, aluminum, anodized	1	31518
Hawa Folding Concepta III 20, upright set, door height 1200–2200 mm (3' 11 1/4" to 7' 2 5/8"), aluminum, anodized	2	31519

Aluminum, black anodized

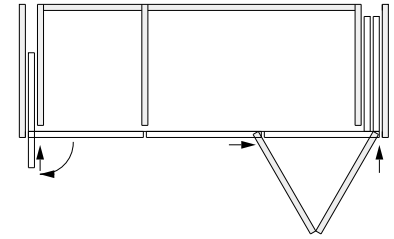
	Pcs.	No.
Hawa Folding Concepta III 20 Push, basic set, door height 1200–2200 mm (3' 11 1/4" to 7' 2 5/8")	2	31504
Hawa Folding Concepta III 20 Push, slide-in set, left	1	31508
Hawa Folding Concepta III 20 Push, slide-in set, right	1	31509
Hawa Folding Concepta III 20/25, track set 4 doors, aluminum, black anodized	1	31525
Hawa Folding Concepta III 20, upright set, door height 1200–2200 mm (3' 11 1/4" to 7' 2 5/8"), aluminum, black anodized	2	31526

**for 3-door cabinets**

**Hawa Folding Concepta III 20 Push, left with  
Hawa Concepta III 25 Push, right**
**Aluminum, anodized**

	No.
Hawa Folding Concepta III 20 Push, basic set, door height 1200–2200 mm (3' 11 1/4" to 7' 2 5/8")	31504
Hawa Folding Concepta III 20 Push, slide-in set, left	31508
Hawa Folding Concepta III 20/25, track set 3 doors, left, aluminum, anodized	31516
Hawa Folding Concepta III 20, upright set, door height 1200–2200 mm (3' 11 1/4" to 7' 2 5/8"), aluminum, anodized	31519
Hawa Concepta III 25 Push/Pull, basic set right, door height 1200–2200 mm (3' 11 1/4" to 7' 2 5/8")	30995
Hawa Concepta III 25/35 Push, slide-in set, right	30999
Upright profile, for door height 1200–2200 mm (3' 11 1/4" to 7' 2 5/8"), aluminum, anodized, L= 1974 mm (6' 5 23/32")	30778
Connector set 55 mm (2 5/32"), for exterior connection to cabinet	31005

**Aluminum, black anodized**

	No.
Hawa Folding Concepta III 20 Push, basic set, door height 1200–2200 mm (3' 11 1/4" to 7' 2 5/8")	31504
Hawa Folding Concepta III 20 Push, slide-in set, left	31508
Hawa Folding Concepta III 20/25, track set 3 doors, left, aluminum, black anodized	31523
Hawa Folding Concepta III 20, upright set, door height 1200–2200 mm (3' 11 1/4" to 7' 2 5/8"), aluminum, black anodized	31526
Hawa Concepta III 25 Push/Pull, basic set right, door height 1200–2200 mm (3' 11 1/4" to 7' 2 5/8")	30995
Hawa Concepta III 25/35 Push, slide-in set, right	30999
Upright profile, for door height 1200–2200 mm (3' 11 1/4" to 7' 2 5/8"), aluminum, anodized, L= 1974 mm (6' 5 23/32")	30778
Connector set 55 mm (2 5/32"), for exterior connection to cabinet	31005


**Hawa Folding Concepta III 20 Push, right with  
Hawa Concepta III 25 Push, left**
**Aluminum, anodized**

	No.
Hawa Folding Concepta III 20 Push, basic set, door height 1200–2200 mm (3' 11 1/4" to 7' 2 5/8")	31504
Hawa Folding Concepta III 20 Push, slide-in set, right	31509
Hawa Folding Concepta III 20/25, track set 3 doors, right, aluminum, anodized	31517
Hawa Folding Concepta III 20, upright set, door height 1200–2200 mm (3' 11 1/4" to 7' 2 5/8"), aluminum, anodized	31519
Hawa Concepta III 25 Push/Pull, basic set left, door height 1200–2200 mm (3' 11 1/4" to 7' 2 5/8")	30994
Hawa Concepta III 25/35 Push, slide-in set, left	30998
Upright profile, for door height 1200–2200 mm (3' 11 1/4" to 7' 2 5/8"), aluminum, anodized, L= 1974 mm (6' 5 23/32")	30778
Connector set 55 mm (2 5/32"), for exterior connection to cabinet	31005








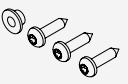






**Aluminum, black anodized**

	No.
Hawa Folding Concepta III 20 Push, basic set, door height 1200–2200 mm (3' 11 1/4" to 7' 2 5/8")	31504
Hawa Folding Concepta III 20 Push, slide-in set, right	31509
Hawa Folding Concepta III 20/25, track set 3 doors, right, aluminum, black anodized	31524
Hawa Folding Concepta III 20, upright set, door height 1200–2200 mm (3' 11 1/4" to 7' 2 5/8"), aluminum, black anodized	31526
Hawa Concepta III 25 Push/Pull, basic set left, door height 1200–2200 mm (3' 11 1/4" to 7' 2 5/8")	30994
Hawa Concepta III 25/35 Push, slide-in set, left	30998
Upright profile, for door height 1200–2200 mm (3' 11 1/4" to 7' 2 5/8"), aluminum, anodized, L= 1974 mm (6' 5 23/32")	30778
Connector set 55 mm (2 5/32"), for exterior connection to cabinet	31005

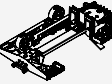


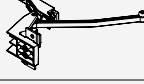

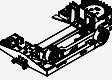
**Hawa Configurator**

## List of individual parts, which are included in the sets

### Set for 1 folding/slide-in door up to 20 kg ( 44 lbs.)

		No.	
Hawa Folding Concepta III 20 Push, basic set, door height 1200–2200 mm (3' 11 1/4" to 7' 2 5/8")		31504	
		31504	No.
<b>Set consisting of:</b>			
	Slot nuts for hinge attachment, plastic, black	3	30686
	Mounting plate for hinge with height adjustment, steel, nickel-plated	1	30738
	Concealed hinge, without soft closing mechanism and closing spring, steel, nickel plated	3	31435
	Center concealed hinge, spring loaded, steel, matt nickel-plated	3	30794
	Screw for concealed hinges and center concealed hinges, 4x16 mm (5/32"x5/8"), set of 20 pieces	1	31532
	Folding running gear, nickel-plated	1	31313
	Folding running gear hinge	1	31314
	Screw set for Push-to-open and folding door soft closing mechanism	1	31531
	Folding door soft closing mechanism	1	31064
	Push-to-open for folding door	1	31332
	Counterplate for Push-to-open folding door, plastic, black	1	31036
	Set of adjusting tools	1	31047
	Countersunk head screw, 4.5x16 mm (3/16"x5/8"), steel, zinc-plated, set of 28 pieces	1	31529
	Screw set for double running track and Connector attachment at the bottom	1	31530

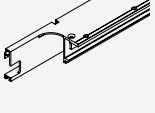
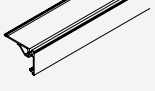
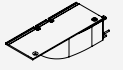

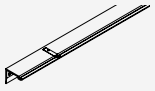
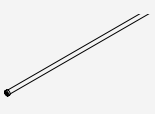




### Suitable slide-in set

		No.	
Hawa Folding Concepta III 20 Push, slide-in set, left		31508	
Hawa Folding Concepta III 20 Push, slide-in set, right		31509	
		31508	No.
<b>Set consisting of:</b>			
	Slide-in unit Hawa Folding Concepta III 20 Push, left	1	31448
	End stop bracket for Push ejector, steel, zinc-plated	1	31072
	Push ejector, plastic, black	1	31010
	Slide-in securing mechanism, plastic, black	1	30966
	Adhesive plate for Push-to-open folding door, with double-sided adhesive tape, silver-gray and black	1	52118
	Slide-in unit Hawa Folding Concepta III 20 Push, right	1	31450

**Suitable 2-door and 4-door track sets, aluminum, anodized**




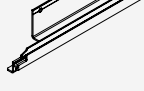


	No.
Hawa Folding Concepta III 20/25, track set 2 doors, left, aluminum, anodized	31514
Hawa Folding Concepta III 20/25, track set 2 doors, right, aluminum, anodized	31515
Hawa Folding Concepta III 20/25, track set 4 doors, aluminum, anodized	31518

**Set consisting of:**

		31514	31515	31518	No.
	Double running track top left, aluminum, anodized, L= 820 mm (2' 8 9/32")	1		1	31339
	Running track front, aluminum, anodized, L= 1272 mm (4' 2 3/32")	1	1		31210
	Running track curve, left, aluminum, anodized	1		1	31365
	Bottom guide track left, aluminum, anodized, L= 820 mm (2' 8 9/32")	1		1	31336
	Connector, top left L= 788 mm (2' 7 1/32")	1		1	31370
	Connecting profile for Connector, top, aluminum, L= 660 mm (2' 1 31/32")	1	1	2	30977
	Connector clips, bottom, plastic, black, L= 94 mm (3 11/16")	3	3	6	31086
	Connector part for running track curve, steel, zinc-plated	1	1	2	31543
	Double running track support, plastic, black	1	1	2	31359
	Running track adapter, plastic, anthracite, set of 4 pieces	1	1	2	23645


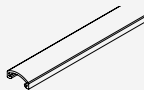

Continued table on next column

Table continued from previous column

	Countersunk head screw for running track adapter, 4.5x16 mm (3/16"x5/8"), set of 16 pieces	1	1	2	31585
	Double running track top right, aluminum, anodized, L= 820 mm (2' 8 9/32")		1	1	31340
	Running track curve, right, aluminum, anodized		1	1	31366
	Bottom guide track right, aluminum, anodized, L= 820 mm (2' 8 9/32")		1	1	31337
	Connector, top right L= 788 mm (2' 7 1/32")		1	1	31371
	Running track front, aluminum, anodized, L= 2539 mm (8' 3 31/32")			1	31343

**Upright set, aluminum, anodized**

	No.
Hawa Folding Concepta III 20, upright set, door height 1200–2200 mm (3' 11 1/4" to 7' 2 5/8"), aluminum, anodized	31519

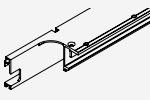
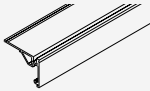
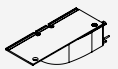
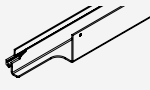






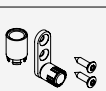

		31519	No.
	Upright profile, for door height 1200–2200 mm (3' 11 1/4" to 7' 2 5/8"), aluminum, anodized, L= 1974 mm (6' 5 23/32")	1	30778
	Cover panel for door joint, for door height 1200–2200 mm (3' 11 1/4" to 7' 2 5/8"), aluminum, anodized, L= 2200 mm (7' 2 5/8")	1	31230
	Retaining clip for cover panel 2200 mm (7' 2 5/8"), plastic, black, set of 6 pieces	1	31502



**Suitable 3-door track sets, aluminum, anodized**

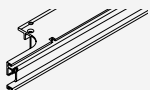
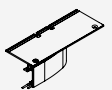


	No.
Hawa Folding Concepta III 20/25, track set 3 doors, left, aluminum, anodized	31516
Hawa Folding Concepta III 20/25, track set 3 doors, right, aluminum, anodized	31517

**Set consisting of:**

	31516	31517	No.
 Double running track top left, aluminum, anodized, L= 820 mm (2' 8 9/32")	1		31339
 Running track front, aluminum, anodized, L= 1954 mm (6' 4 15/16")	1	1	31341
 Running track curve, left, aluminum, anodized	1		31365
 Bottom guide track left, aluminum, anodized, L= 820 mm (2' 8 9/32")	1		31336
 Connector, top left L= 788 mm (2' 7 1/32")	1		31370
 Connecting profile for Connector, top, aluminum, L= 660 mm (2' 1 31/32")	1	1	30977
 Connector clips, bottom, plastic, black, L= 94 mm (3 11/16")	3	3	31086
 Connector part for running track curve, steel, zinc-plated	1	1	31543
 Double running track support, plastic, black	1	1	31359
 Running track adapter, plastic, anthracite, set of 6 pieces	1	1	24870
 Stop set 3 doors Push/Pull	1	1	31538
 Countersunk head screw for running track adapter, 4.5x16 mm (3/16"x5/8"), set of 24 pieces	1	1	31587

Continued table on next column

Table continued from previous column

 Double running track top right, aluminum, anodized, L= 820 mm (2' 8 9/32")	1	31340
 Running track curve, right, aluminum, anodized	1	31366
 Bottom guide track right, aluminum, anodized, L= 820 mm (2' 8 9/32")	1	31337
 Connector, top right L= 788 mm (2' 7 1/32")	1	31371

### Suitable 2-door and 4-door track sets, aluminum, black anodized

	No.
Hawa Folding Concepta III 20/25, track set 2 doors, left, aluminum, black anodized	31521
Hawa Folding Concepta III 20/25, track set 2 doors, right, aluminum, black anodized	31522
Hawa Folding Concepta III 20/25, track set 4 doors, aluminum, black anodized	31525

		31521	31522	31525	No.
<b>Set consisting of:</b>					
	Double running track top left, aluminum, anodized, L= 820 mm (2' 8 9/32")	1		1	31339
	Running track front, aluminum, black anodized, L= 1272 mm (4' 2 3/32")	1	1		31211
	Running track curve, left, aluminum, black anodized	1		1	31367
	Bottom guide track left, aluminum, anodized, L= 820 mm (2' 8 9/32")	1		1	31336
	Connector, top left L= 788 mm (2' 7 1/32")	1		1	31370
	Connecting profile for Connector, top, aluminum, L= 660 mm (2' 1 31/32")	1	1	2	30977
	Connector clips, bottom, plastic, black, L= 94 mm (3 11/16")	3	3	6	31086
	Connector part for running track curve, steel, zinc-plated	1	1	2	31543
	Double running track support, plastic, black	1	1	2	31359
	Running track adapter, plastic, anthracite, set of 4 pieces	1	1	2	23645

Continued table on next column

Table continued from previous column

	Countersunk head screw for running track adapter, 4.5x16 mm (3/16"x5/8"), set of 16 pieces	1	1	2	31585
	Cover-up pen for cut edge, black	1	1	1	52117
	Double running track top right, aluminum, anodized, L= 820 mm (2' 8 9/32")		1	1	31340
	Running track curve, right, aluminum, black anodized		1	1	31368
	Bottom guide track right, aluminum, anodized, L= 820 mm (2' 8 9/32")		1	1	31337
	Connector, top right L= 788 mm (2' 7 1/32")		1	1	31371
	Running track front, aluminum, black anodized, L= 2539 mm (8' 3 31/32")			1	31344

### Upright set, aluminum, black anodized

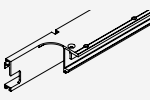
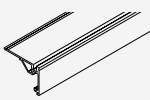
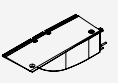
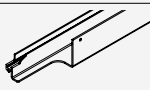
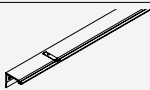







	No.
Hawa Folding Concepta III 20, upright set, door height 1200–2200 mm (3' 11 1/4" to 7' 2 5/8"), aluminum, black anodized	31526

		31526	No.
<b>Set consisting of:</b>			
	Upright profile, for door height 1200–2200 mm (3' 11 1/4" to 7' 2 5/8"), aluminum, anodized, L= 1974 mm (6' 5 23/32")	1	30778
	Cover panel for door joint, for door height 1200–2200 mm (3' 11 1/4" to 7' 2 5/8"), aluminum, black anodized, L= 2200 mm (7' 2 5/8")	1	31231
	Retaining clip for cover panel 2200 mm (7' 2 5/8"), plastic, black, set of 6 pieces	1	31502

**Suitable 3-door track sets, aluminum, black anodized**


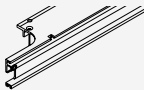
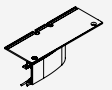

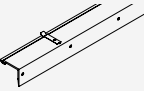
	No.
Hawa Folding Concepta III 20/25, track set 3 doors, left, aluminum, black anodized	31523
Hawa Folding Concepta III 20/25, track set 3 doors, right, aluminum, black anodized	31524

**Set consisting of:**

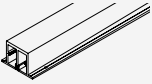
	31523	31524	No.
 Double running track top left, aluminum, anodized, L= 820 mm (2' 8 9/32")	1		31339
 Running track front, aluminum, black anodized, L= 1954 mm (6' 4 15/16")	1	1	31342
 Running track curve, left, aluminum, black anodized	1		31367
 Bottom guide track left, aluminum, anodized, L= 820 mm (2' 8 9/32")	1		31336
 Connector, top left L= 788 mm (2' 7 1/32")	1		31370
 Connecting profile for Connector, top, aluminum, L= 660 mm (2' 1 31/32")	1	1	30977
 Connector clips, bottom, plastic, black, L= 94 mm (3 11/16")	3	3	31086
 Connector part for running track curve, steel, zinc-plated	1	1	31543
 Double running track support, plastic, black	1	1	31359
 Running track adapter, plastic, anthracite, set of 6 pieces	1	1	24870
 Stop set 3 doors Push/Pull	1	1	31538
 Countersunk head screw for running track adapter, 4.5x16 mm (3/16"x5/8"), set of 24 pieces	1	1	31587

Continued table on next column

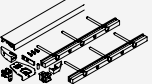
Table continued from previous column

	Cover-up pen for cut edge, black	1	1	52117
	Double running track top right, aluminum, anodized, L= 820 mm (2' 8 9/32")		1	31340
	Running track curve, right, aluminum, black anodized		1	31368
	Bottom guide track right, aluminum, anodized, L= 820 mm (2' 8 9/32")		1	31337
	Connector, top right, L= 788 mm (2' 7 1/32")		1	31371

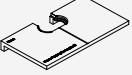

### Reinforcement profiles

		No.
	Reinforcement profile for running track front, 2765 mm (9' 27/32"), 4 doors, aluminum, anodized	52109
	Reinforcement profile for running track front, 2085 mm (6' 10 3/32"), 3 doors, aluminum, anodized	52110

### Base profiles

		No.
	Base profile set, 2 doors, aluminum, anodized	52089
	Base profile set, 3 doors, aluminum, anodized	52090
	Base profile set, 4 doors, aluminum, anodized	52091
	Base profile set, 2 doors, aluminum, black anodized	52092
	Base profile set, 3 doors, aluminum, black anodized	52093
	Base profile set, 4 doors, aluminum, black anodized	52094

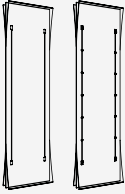
### Accessories

		No.
	Routing jig for folding hinge	52121
	Magnetic centering part, with including drilling jig, aluminum, anodized	24006


### Straightening fitting

→ Details under accessories from page 323

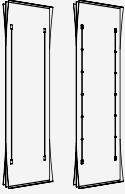
#### Aluminum, untreated

		No.
	Straightening fitting for doors 1715–2275 mm (3' 11 27/32" to 5' 9 7/8"), aluminum	056.3192.079
	Straightening fitting for doors 1215–1775 mm (3' 11 27/32" to 5' 9 7/8"), aluminum	056.3192.073

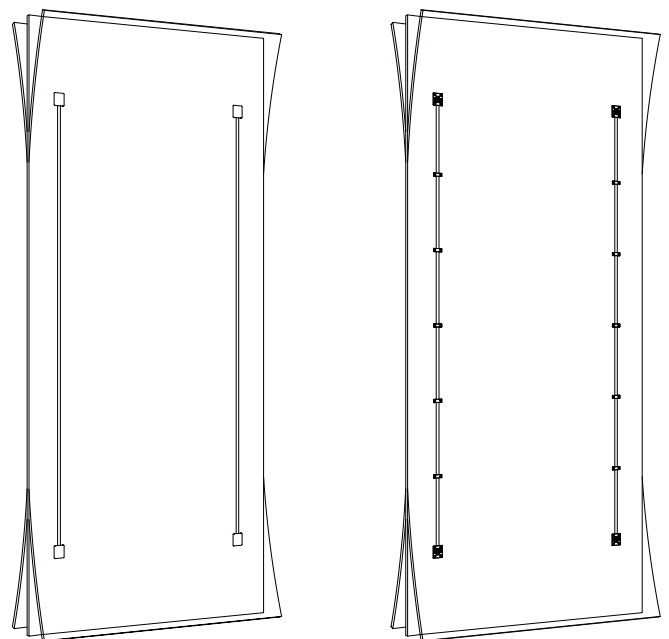
#### Aluminum, anodized

		Nr.
	Straightening fitting for doors 1715–2275 mm (5' 7 17/32" to 7' 5 9/16"), aluminum, anodized, can be shortened for doors 1215–1715 mm (3' 11 27/32" to 5' 7 17/32")	056.3192.080

#### Aluminum, black anodized

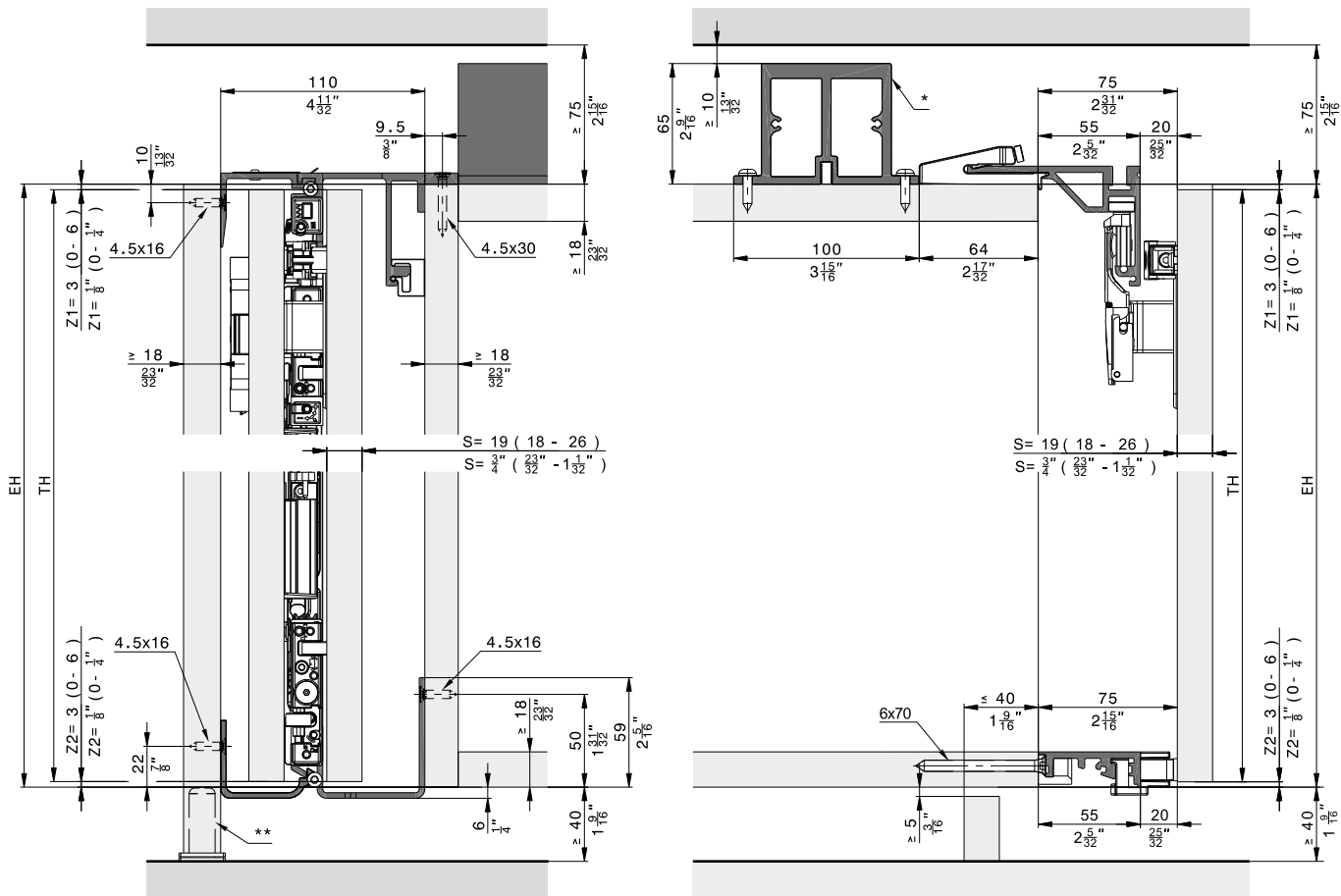
		No.
	Straightening fitting for doors 1715–2275 mm (5' 7 15/32" to 7' 5 9/16"), aluminum, black anodized	056.3192.081
	Straightening fitting for doors 1215–1775 mm (3' 11 27/32" to 5' 9 7/8"), aluminum, black anodized	056.3192.076

### Straightening fitting



## Further installation examples

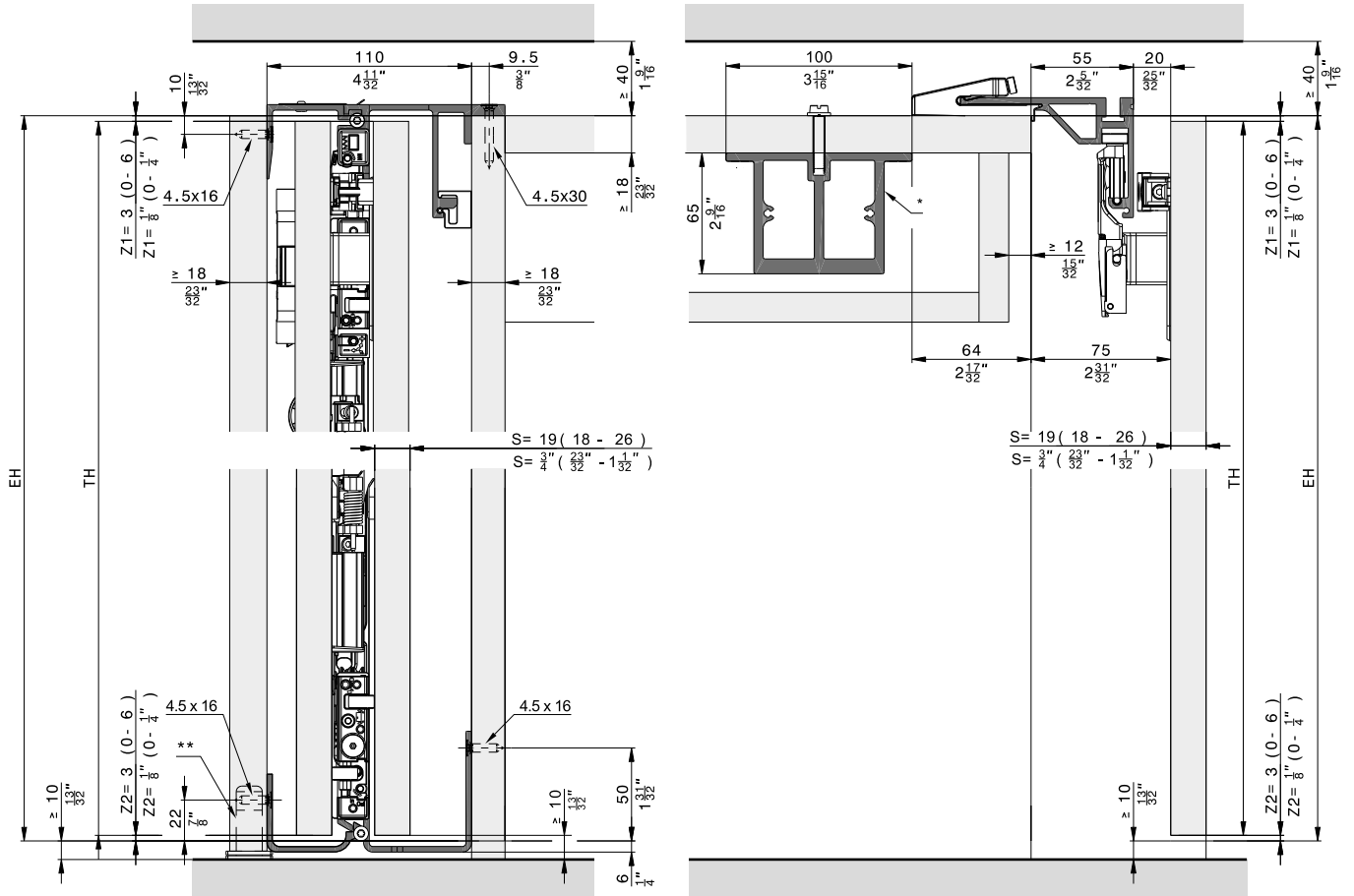
### Overlay door with base profile, 2 and 4 doors



\* Reinforcement profile for 3-door and 4-door systems without separating walls

\*\* Recommendation: Use adjustable foot

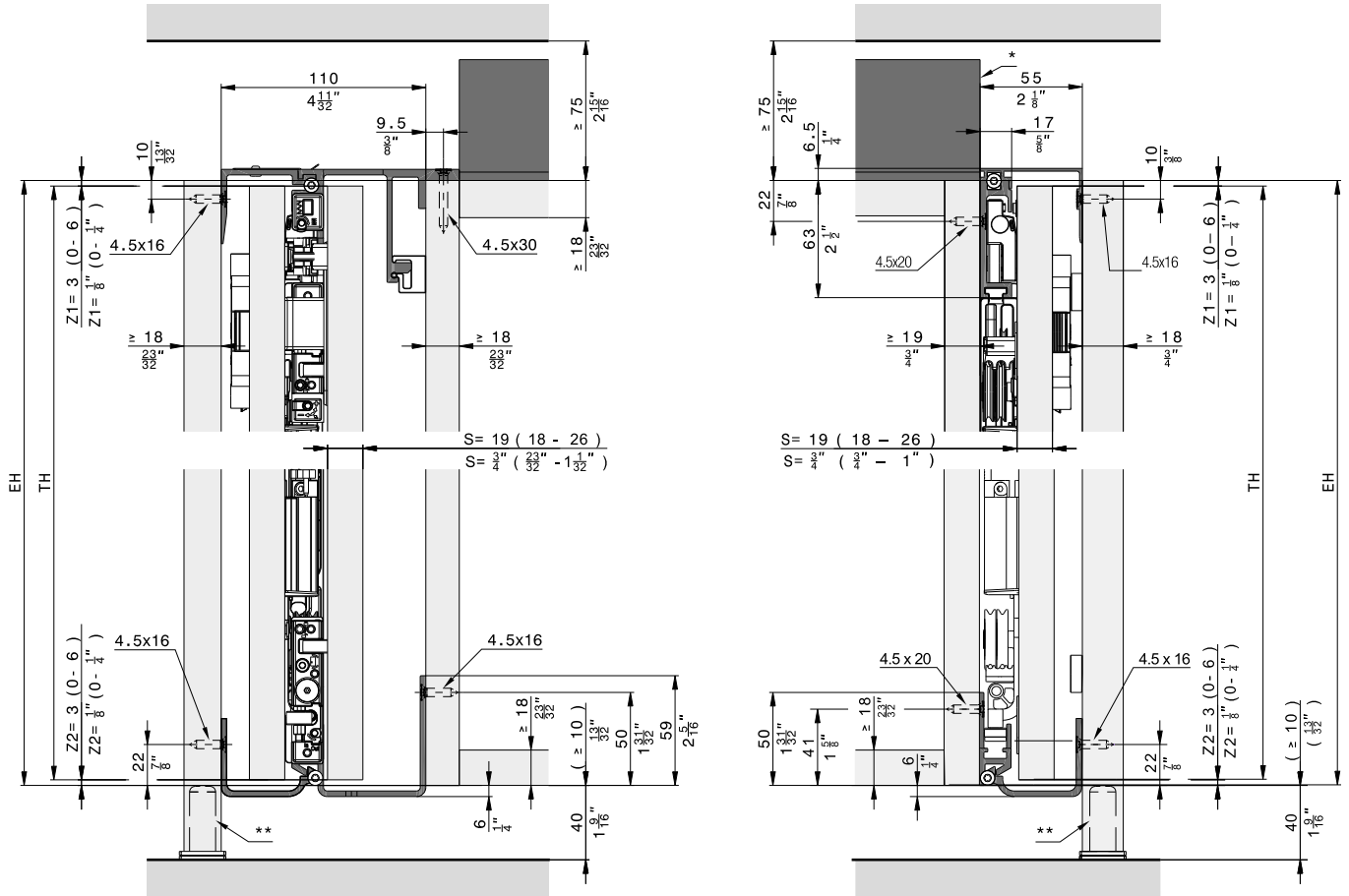
Floor-to-ceiling doors without base panels,  
2 doors and 4 doors



\* Reinforcement profile for 3-door and 4-door systems without separating walls

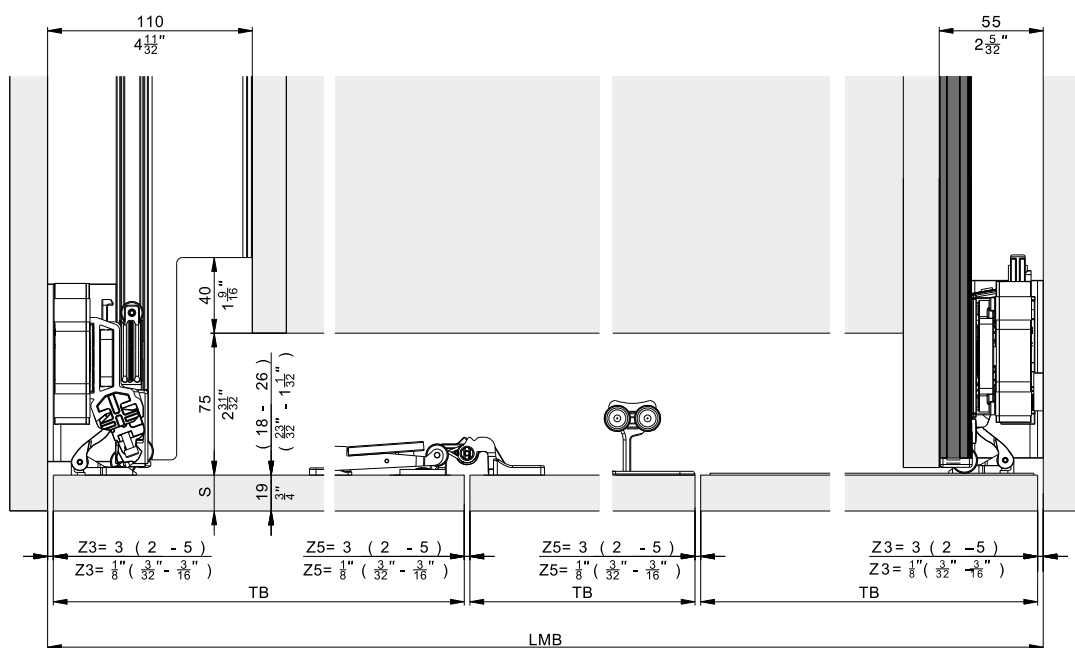
\*\* Recommendation: Use adjustable foot

Overlay door without base profile, 3 doors



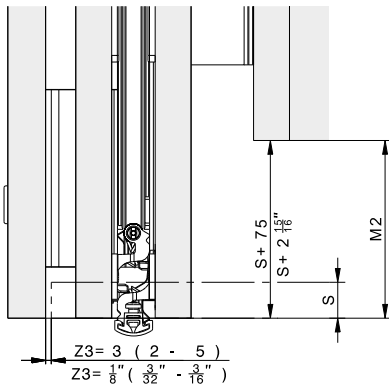
\* Reinforcement profile for 3-door and 4-door systems without separating walls

\*\* Recommendation: Use adjustable foot

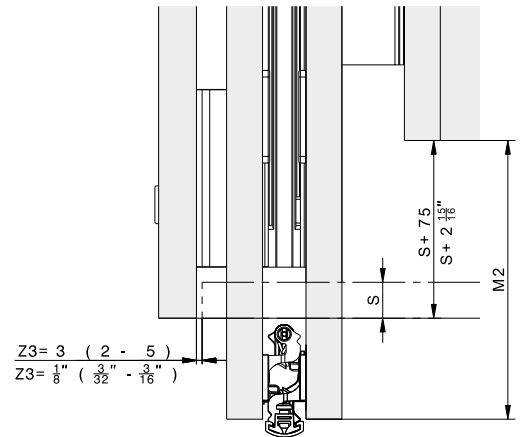


## Hardware depth calculation

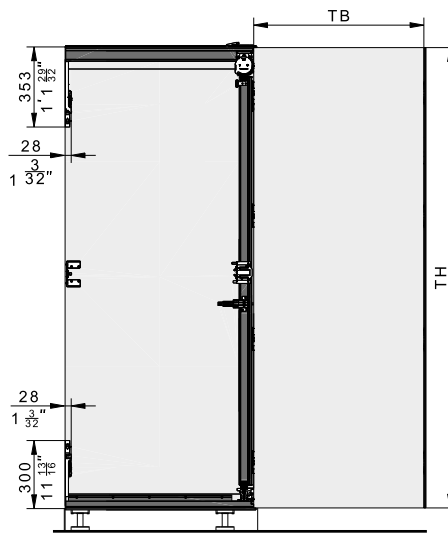
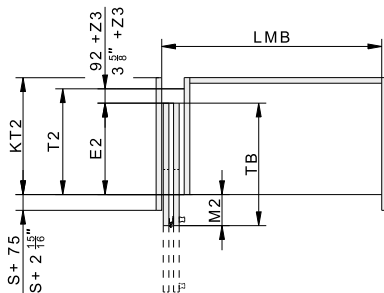
### Flush door



### Protruding door



	mm	Inch
T2	TB + 92 + Z3 - M2	TB + 3 5/8" + Z3 - M2
E2	TB - M2	TB - M2
KT2	≥ T2	≥ T2
M2	≥ S + 75 ≤ TB - 390	≥ S + 2 15/16" ≤ TB - 1' 3 11/32"



- S = Door thickness
- Z = Gap size
- E2 = Slide-in depth
- T2 = Hardware depth
- TB = Door width
- TH = Door height
- KT2 = Cabinet depth
- LMB = Inside clearance
- M2 = Door projection over cabinet

## Accessories

- Straightening fitting from page 323

## Planning/execution

Configure with just a few clicks at [www.hawa.com/configurator](http://www.hawa.com/configurator)

Further information about the product can be found on [www.hawa.com](http://www.hawa.com).



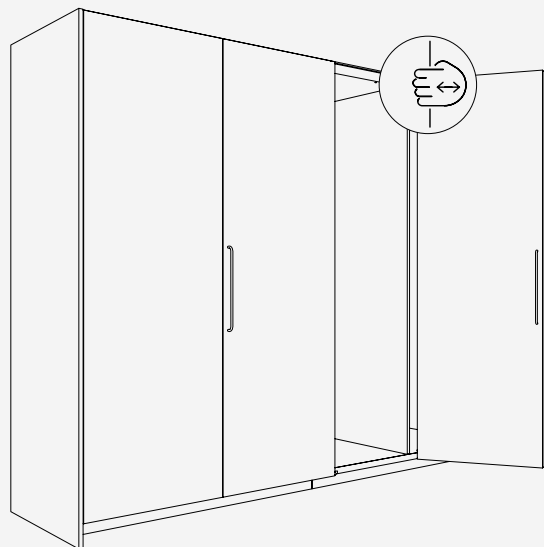
Hardware for pivoting, folding and lateral sliding in of wooden doors up to 25 kg (55 lbs). Uniform, flush front design with even gap pattern. Invisible technology. Pull version with handle.

### Product highlights

- Flexibility** Variable door dimensions, also for floor-to-ceiling, walk-in closets – can be combined with Hawa Concepta III
- Productivity** Easy installation thanks to high degree of pre-assembly and intuitive adjustment
- Comfort** Opening and closing with very little effort – one hand is enough

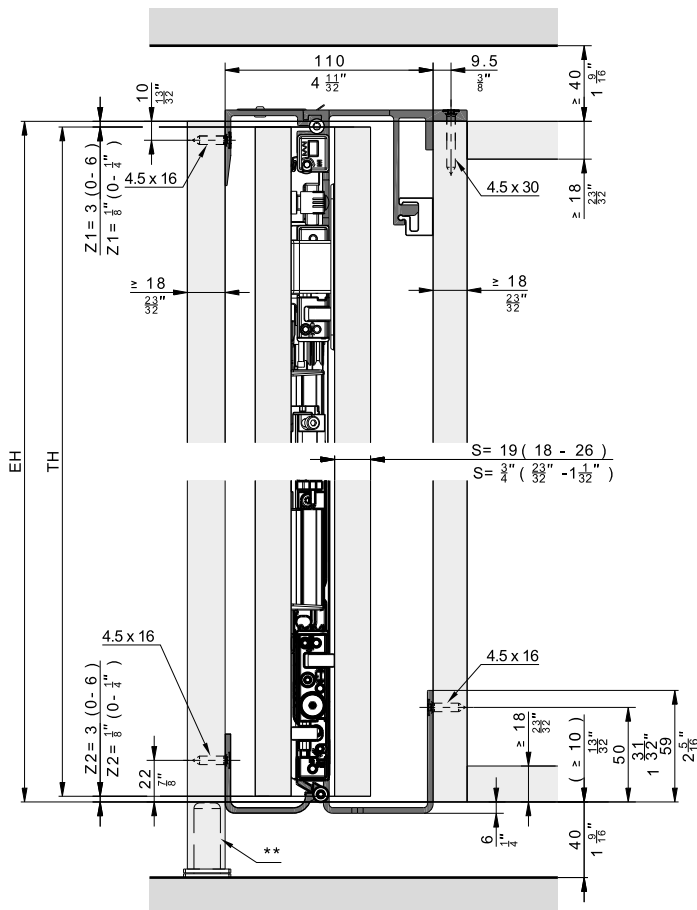
### Technical specifications

- 10–25 kg (22 to 55 lbs.)
- 1900–2700 mm (6' 2 13/16" to 8' 10 5/16")
- 440–750 mm (1' 5 5/16" to 2' 5 17/32")
- 18–26 mm (23/32" to 1 1/32")

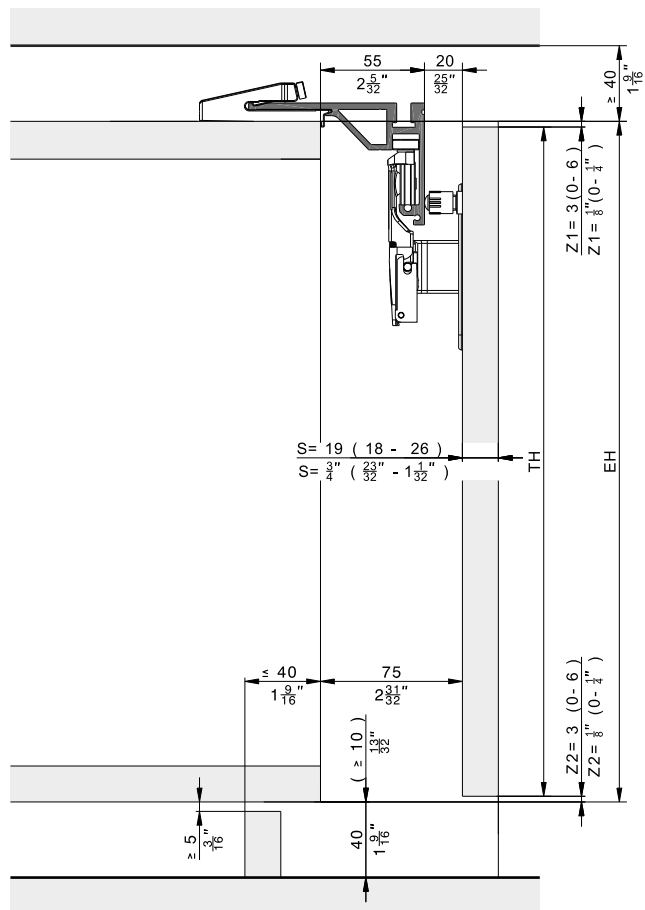


### Installation examples

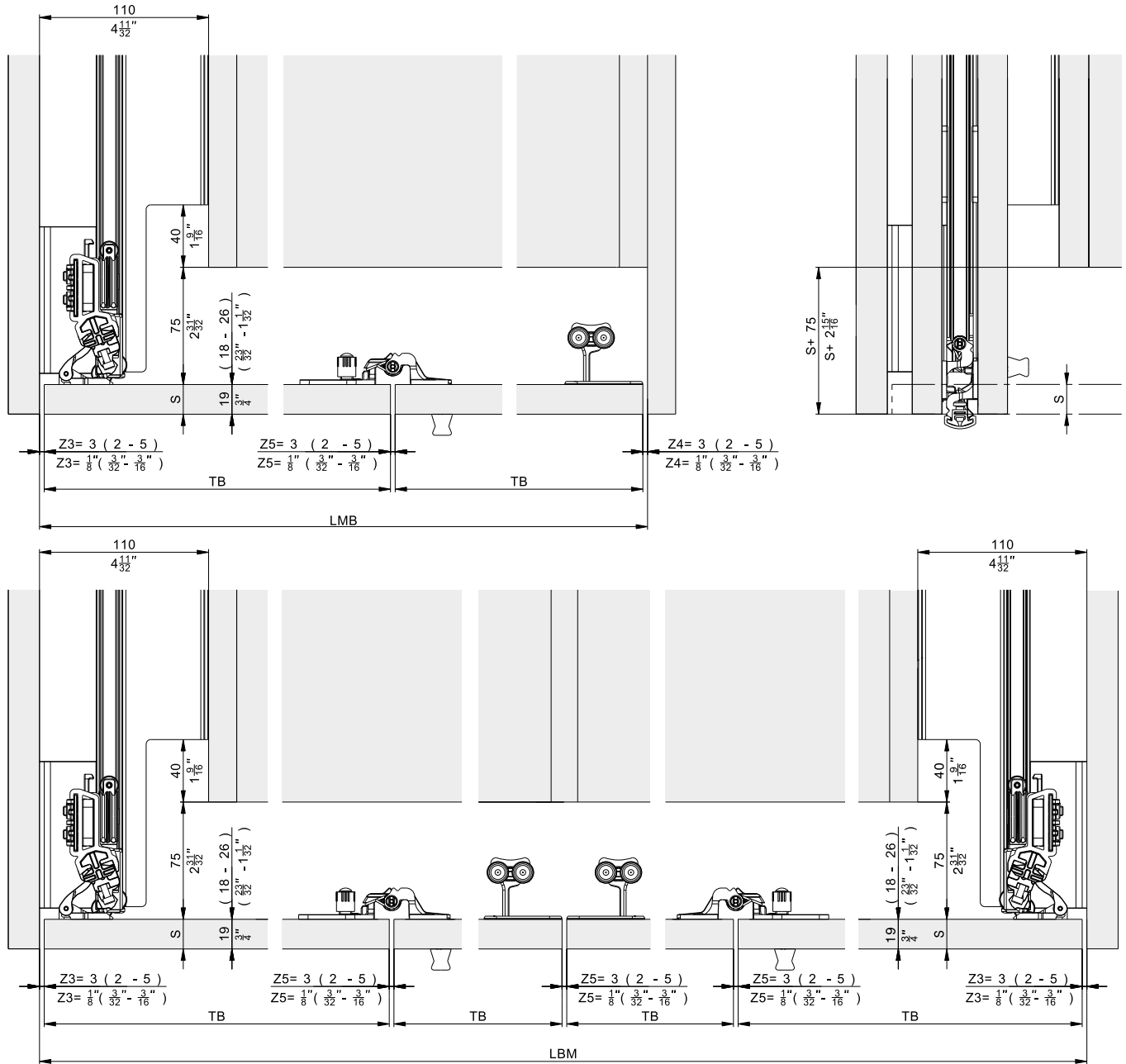
#### Overlay door without base profile



\*\* Recommendation: Use adjustable foot

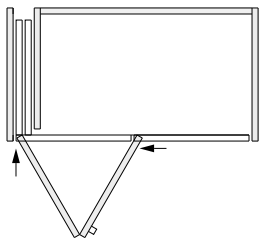


Overlay door without base profile, 2 and 4 doors



## Required components

### for 2-door cabinets

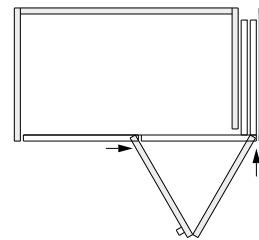


**Hawa Folding Concepta III 25 Pull, left**  
**Aluminum, anodized**

	No.
Hawa Folding Concepta III 25 Pull, basic set, door height 1900–2700 mm (6' 2 13/16" to 8' 10 5/16")	31507
Hawa Folding Concepta III 20/25 Pull, slide-in set, left	31512
Hawa Folding Concepta III 20/25, track set 2 doors, left, aluminum, anodized	31514
Hawa Folding Concepta III 25, upright set, door height 1900–2700 mm (6' 2 13/16" to 8' 10 5/16"), aluminum, anodized	31520

### Aluminum, black anodized

	No.
Hawa Folding Concepta III 25 Pull, basic set, door height 1900–2700 mm (6' 2 13/16" to 8' 10 5/16")	31507
Hawa Folding Concepta III 20/25 Pull, slide-in set, left	31512
Hawa Folding Concepta III 20/25, track set 2 doors, left, aluminum, black anodized	31521
Hawa Folding Concepta III 25, upright set, door height 1900–2700 mm (6' 2 13/16" to 8' 10 5/16"), aluminum, black anodized	31527



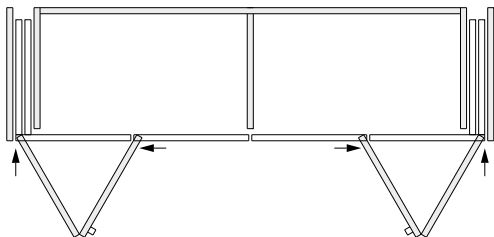
**Hawa Folding Concepta III 25 Pull, right**  
**Aluminum, anodized**

	No.
Hawa Folding Concepta III 25 Pull, basic set, door height 1900–2700 mm (6' 2 13/16" to 8' 10 5/16")	31507
Hawa Folding Concepta III 20/25 Pull, slide-in set, right	31513
Hawa Folding Concepta III 20/25, track set 2 doors, right, aluminum, anodized	31515
Hawa Folding Concepta III 25, upright set, door height 1900–2700 mm (6' 2 13/16" to 8' 10 5/16"), aluminum, anodized	31520

### Aluminum, black anodized

	No.
Hawa Folding Concepta III 25 Pull, basic set, door height 1900–2700 mm (6' 2 13/16" to 8' 10 5/16")	31507
Hawa Folding Concepta III 20/25 Pull, slide-in set, right	31513
Hawa Folding Concepta III 20/25, track set 2 doors, right, aluminum, black anodized	31522
Hawa Folding Concepta III 25, upright set, door height 1900–2700 mm (6' 2 13/16" to 8' 10 5/16"), aluminum, black anodized	31527

### for 4-door cabinets

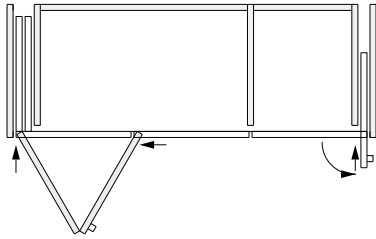


**Hawa Folding Concepta III 25 Pull, left/right**  
**Aluminum, anodized**

	Pcs.	No.
Hawa Folding Concepta III 25 Pull, basic set, door height 1900–2700 mm (6' 2 13/16" to 8' 10 5/16")	2	31507
Hawa Folding Concepta III 20/25 Pull, slide-in set, left	1	31512
Hawa Folding Concepta III 20/25 Pull, slide-in set, right	1	31513
Hawa Folding Concepta III 20/25, track set 4 doors, aluminum, anodized	1	31518
Hawa Folding Concepta III 25, upright set, door height 1900–2700 mm (6' 2 13/16" to 8' 10 5/16"), aluminum, anodized	2	31520

### Aluminum, black anodized

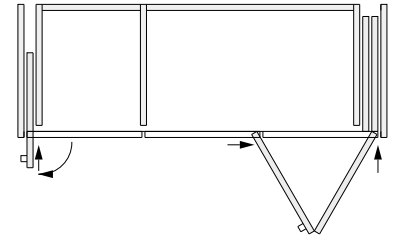
	Pcs.	No.
Hawa Folding Concepta III 25 Pull, basic set, door height 1900–2700 mm (6' 2 13/16" to 8' 10 5/16")	2	31507
Hawa Folding Concepta III 20/25 Pull, slide-in set, left	1	31512
Hawa Folding Concepta III 20/25 Pull, slide-in set, right	1	31513
Hawa Folding Concepta III 20/25, track set 4 doors, aluminum, black anodized	1	31525
Hawa Folding Concepta III 25, upright set, door height 1900–2700 mm (6' 2 13/16" to 8' 10 5/16"), aluminum, black anodized	2	31527

**for 3-door cabinets**

**Hawa Folding Concepta III 25 Pull, left with  
Hawa Concepta III 35 Pull, right**
**Aluminum, anodized**

	No.
Hawa Folding Concepta III 25 Pull, basic set, door height 1900–2700 mm (6' 2 13/16" to 8' 10 5/16")	31507
Hawa Folding Concepta III 20/25 Pull, slide-in set, left	31512
Hawa Folding Concepta III 20/25, track set 3 doors, left, aluminum, anodized	31516
Hawa Folding Concepta III 25, upright set, door height 1900–2700 mm (6' 2 13/16" to 8' 10 5/16"), aluminum, anodized	31520
Hawa Concepta III 35 Push/Pull, basic set right, door height 1900–2700 mm (6' 2 13/16" to 8' 10 5/16")	30997
Hawa Concepta III 25/35 Pull, slide-in set, right	31001
Upright profile, for door height 1900–2700 mm (6' 2 13/16" to 8' 10 5/16"), aluminum, anodized, L= 2474 mm (8' 1 13/32")	30771
Connector set 55 mm (2 5/32"), for exterior connection to cabinet	31005

**Aluminum, black anodized**

	No.
Hawa Folding Concepta III 25 Pull, basic set, door height 1900–2700 mm (6' 2 13/16" to 8' 10 5/16")	31507
Hawa Folding Concepta III 20/25 Pull, slide-in set, left	31512
Hawa Folding Concepta III 20/25, track set 3 doors, left, aluminum, black anodized	31523
Hawa Folding Concepta III 25, upright set, door height 1900–2700 mm (6' 2 13/16" to 8' 10 5/16"), aluminum, black anodized	31527
Hawa Concepta III 35 Push/Pull, basic set right, door height 1900–2700 mm (6' 2 13/16" to 8' 10 5/16")	30997
Hawa Concepta III 25/35 Pull, slide-in set, right	31001
Upright profile, for door height 1900–2700 mm (6' 2 13/16" to 8' 10 5/16"), aluminum, anodized, L= 2474 mm (8' 1 13/32")	30771
Connector set 55 mm (2 5/32"), for exterior connection to cabinet	31005


**Hawa Folding Concepta III 25 Pull, right with  
Hawa Concepta III 35 Pull, left**
**Aluminum, anodized**

	No.
Hawa Folding Concepta III 25 Pull, basic set, door height 1900–2700 mm (6' 2 13/16" to 8' 10 5/16")	31507
Hawa Folding Concepta III 20/25 Pull, slide-in set, right	31513
Hawa Folding Concepta III 20/25, track set 3 doors, right, aluminum, anodized	31517
Hawa Folding Concepta III 25, upright set, door height 1900–2700 mm (6' 2 13/16" to 8' 10 5/16"), aluminum, anodized	31520
Hawa Concepta III 35 Push/Pull, basic set left, door height 1900–2700 mm (6' 2 13/16" to 8' 10 5/16")	30996
Hawa Concepta III 25/35 Pull, slide-in set, left	31000
Upright profile, for door height 1900–2700 mm (6' 2 13/16" to 8' 10 5/16"), aluminum, anodized, L= 2474 mm (8' 1 13/32")	30771
Connector set 55 mm (2 5/32"), for exterior connection to cabinet	31005












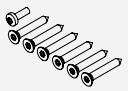
**Aluminum, black anodized**

	No.
Hawa Folding Concepta III 25 Pull, basic set, door height 1900–2700 mm (6' 2 13/16" to 8' 10 5/16")	31507
Hawa Folding Concepta III 20/25 Pull, slide-in set, right	31513
Hawa Folding Concepta III 20/25, track set 3 doors, right, aluminum, black anodized	31524
Hawa Folding Concepta III 25, upright set, door height 1900–2700 mm (6' 2 13/16" to 8' 10 5/16"), aluminum, black anodized	31527
Hawa Concepta III 35 Push/Pull, basic set left, door height 1900–2700 mm (6' 2 13/16" to 8' 10 5/16")	30996
Hawa Concepta III 25/35 Pull, slide-in set, left	31000
Upright profile, for door height 1900–2700 mm (6' 2 13/16" to 8' 10 5/16"), aluminum, anodized, L= 2474 mm (8' 1 13/32")	30771
Connector set 55 mm (2 5/32"), for exterior connection to cabinet	31005

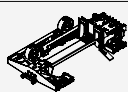

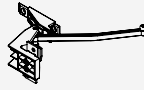
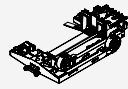
**Hawa Configurator**

## List of individual parts, which are included in the sets

### Set for 1 folding/slide-in door up to 25 kg (55 lbs.)

			No.
Hawa Folding Concepta III 25 Pull, basic set, door height 1900–2700 mm (6' 2 13/16" to 8' 10 5/16")			31507
			No.
<b>Set consisting of:</b>			
	Slot nuts for hinge attachment, plastic, black	4	30686
	Mounting plate for hinge with height adjustment, steel, nickel-plated	1	30738
	Concealed hinge, with soft closing mechanism and closing spring, steel, nickel plated	4	31070
	Center concealed hinge, not spring loaded, steel, matt nickel-plated	4	31362
	Screw for concealed hinges and center concealed hinges, 4x16 mm (5/32"x5/8"), set of 26 pieces	1	31533
	Folding running gear, nickel-plated	1	31313
	Folding running gear hinge	1	31314
	Soft closing mechanism	1	31222
	Stop buffer adjustable, plastic, anthracite	1	31550
	Set of adjusting tools	1	31047
	Countersunk head screw, 4.5x16 mm (3/16"x5/8"), steel, zinc-plated, set of 28 pieces	1	31529
	Screw set for double running track and Connector attachment at the bottom	1	31530

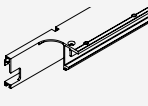
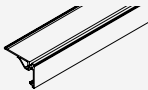
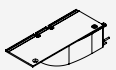
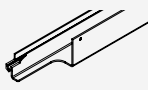
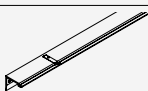





### Suitable slide-in set

			No.
Hawa Folding Concepta III 20/25 Pull, slide-in set, left			31512
Hawa Folding Concepta III 20/25 Pull, slide-in set, right			31513
			No.
<b>Set consisting of:</b>			
	Slide-in unit Hawa Folding Concepta III 20/25 Pull, left	1	31004
	Pull end stop bracket, steel, zinc-plated	1	31541
	Slide-in securing mechanism, plastic, black	1	30966
	Slide-in unit Hawa Folding Concepta III 20/25 Pull, right	1	31046

**Suitable 2-door and 4-door track sets, aluminum, anodized**



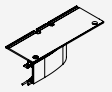
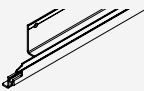
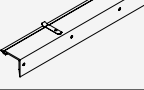
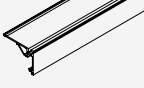
	No.
Hawa Folding Concepta III 20/25, track set 2 doors, left, aluminum, anodized	31514
Hawa Folding Concepta III 20/25, track set 2 doors, right, aluminum, anodized	31515
Hawa Folding Concepta III 20/25, track set 4 doors, aluminum, anodized	31518

**Set consisting of:**

		31514	31515	31518	No.
	Double running track top left, aluminum, anodized, L= 820 mm (2' 8 9/32")	1		1	31339
	Running track front, aluminum, anodized, L= 1272 mm (4' 2 3/32")	1	1		31210
	Running track curve, left, aluminum, anodized	1		1	31365
	Bottom guide track left, aluminum, anodized, L= 820 mm (2' 8 9/32")	1		1	31336
	Connector, top left L= 788 mm (2' 7 1/32")	1		1	31370
	Connecting profile for Connector, top, aluminum, L= 660 mm (2' 1 31/32")	1	1	2	30977
	Connector clips, bottom, plastic, black, L= 94 mm (3 11/16")	3	3	6	31086
	Connector part for running track curve, steel, zinc-plated	1	1	2	31543
	Double running track support, plastic, black	1	1	2	31359
	Running track adapter, plastic, anthracite, set of 4 pieces	1	1	2	23645


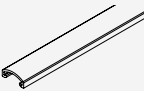

Continued table on next column

Table continued from previous column

	Countersunk head screw for running track adapter, 4.5x16 mm (3/16"x5/8"), set of 16 pieces	1	1	2	31585
	Double running track top right, aluminum, anodized, L= 820 mm (2' 8 9/32")		1	1	31340
	Running track curve, right, aluminum, anodized		1	1	31366
	Bottom guide track right, aluminum, anodized, L= 820 mm (2' 8 9/32")		1	1	31337
	Connector, top right, L= 788 mm (2' 7 1/32")		1	1	31371
	Running track front, aluminum, anodized, L= 2539 mm (8' 3 31/32")			1	31343

**Upright set, aluminum, anodized**

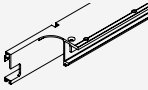
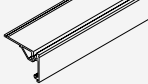

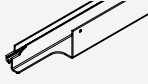
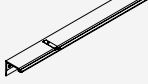







	No.
Hawa Folding Concepta III 25, upright set, door height 1900–2700 mm (6' 2 13/16" to 8' 10 5/16"), aluminum, anodized	31520

		31520	No.
	Upright profile, for door height 1900–2700 mm (6' 2 13/16" to 8' 10 5/16"), aluminum, anodized, L= 2474 mm (8' 1 13/32")	1	30771
	Cover panel for door joint, for door height 1900–2700 mm (6' 2 13/16" to 8' 10 5/16"), aluminum, anodized, L= 2700 mm (8' 10 5/16")	1	31232
	Retaining clip for cover panel 2700 mm (8' 10 5/16"), plastic, black, set of 8 pieces	1	31503

**Suitable 3-door track sets, aluminum, anodized**


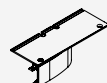
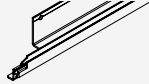
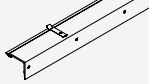
	No.
Hawa Folding Concepta III 20/25, track set 3 doors, left, aluminum, anodized	31516
Hawa Folding Concepta III 20/25, track set 3 doors, right, aluminum, anodized	31517

**Set consisting of:**

	31516	31517	No.
 Double running track top left, aluminum, anodized, L= 820 mm (2' 8 9/32")	1		31339
 Running track front, aluminum, anodized, L= 1954 mm (6' 4 15/16")	1	1	31341
 Running track curve, left, aluminum, anodized	1		31365
 Bottom guide track left, aluminum, anodized, L= 820 mm (2' 8 9/32")	1		31336
 Connector, top left L= 788 mm (2' 7 1/32")	1		31370
 Connecting profile for Connector, top, aluminum, L= 660 mm (2' 1 31/32")	1	1	30977
 Connector clips, bottom, plastic, black, L= 94 mm (3 11/16")	3	3	31086
 Connector part for running track curve, steel, zinc-plated	1	1	31543
 Double running track support, plastic, black	1	1	31359
 Running track adapter, plastic, anthracite, set of 6 pieces	1	1	24870
 Stop set 3 doors Push/Pull	1	1	31538
 Countersunk head screw for running track adapter, 4.5x16 mm (3/16"x5/8"), set of 24 pieces	1	1	31587

Continued table on next column

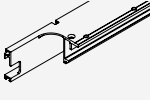
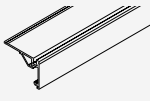
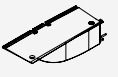
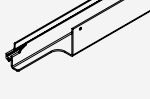
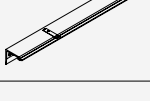





Table continued from previous column

 Double running track top right, aluminum, anodized, L= 820 mm (2' 8 9/32")	1	31340
 Running track curve, right, aluminum, anodized	1	31366
 Bottom guide track right, aluminum, anodized, L= 820 mm (2' 8 9/32")	1	31337
 Connector, top right, L= 788 mm (2' 7 1/32")	1	31371

### Suitable 2-door and 4-door track sets, aluminum, black anodized






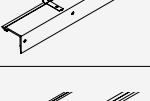

	No.
Hawa Folding Concepta III 20/25, track set 2 doors, left, aluminum, black anodized	31521
Hawa Folding Concepta III 20/25, track set 2 doors, right, aluminum, black anodized	31522
Hawa Folding Concepta III 20/25, track set 4 doors, aluminum, black anodized	31525

#### Set consisting of:

	31521	31522	31525	No.
 Double running track top left, aluminum, anodized, L= 820 mm (2' 8 9/32")	1		1	31339
 Running track front, aluminum, black anodized, L= 1272 mm (4' 2 3/32")	1	1		31211
 Running track curve, left, aluminum, black anodized	1		1	31367
 Bottom guide track left, aluminum, anodized, L= 820 mm (2' 8 9/32")	1		1	31336
 Connector, top left L= 788 mm (2' 7 1/32")	1		1	31370
 Connecting profile for Connector, top, aluminum, L= 660 mm (2' 1 31/32")	1	1	2	30977
 Connector clips, bottom, plastic, black, L= 94 mm (3 11/16")	3	3	6	31086
 Connector part for running track curve, steel, zinc-plated	1	1	2	31543
 Double running track support, plastic, black	1	1	2	31359
 Running track adapter, plastic, anthracite, set of 4 pieces	1	1	2	23645


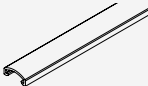

Continued table on next column

Table continued from previous column

	Countersunk head screw for running track adapter, 4.5x16 mm (3/16"x5/8"), set of 16 pieces	1	1	2	31585
	Cover-up pen for cut edge, black	1	1	1	52117
	Double running track top right, aluminum, anodized, L= 820 mm (2' 8 9/32")		1	1	31340
	Running track curve, right, aluminum, black anodized		1	1	31368
	Bottom guide track right, aluminum, anodized, L= 820 mm (2' 8 9/32")		1	1	31337
	Connector, top right, L= 788 mm (2' 7 1/32")		1	1	31371
	Running track front, aluminum, black anodized, L= 2539 mm (8' 3 31/32")			1	31344

#### Upright set, aluminum, black anodized

	No.
Hawa Folding Concepta III 25, upright set, door height 1900–2700 mm (6' 2 13/16" to 8' 10 5/16"), aluminum, black anodized	31527

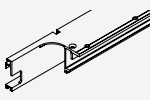
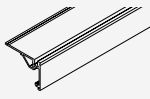
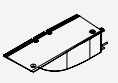

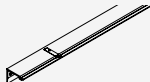





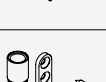

		31527	No.
Set consisting of:			
	Upright profile, for door height 1900–2700 mm (6' 2 13/16" to 8' 10 5/16"), aluminum, anodized, L= 2474 mm (8' 1 13/32")	1	30771
	Cover panel for door joint, for door height 1900–2700 mm (6' 2 13/16" to 8' 10 5/16"), aluminum, black anodized, L= 2700 mm (8' 10 5/16")	1	31233
	Retaining clip for cover panel 2700 mm (8' 10 5/16"), plastic, black, set of 8 pieces	1	31503



**Suitable 3-door track sets, aluminum, black anodized**


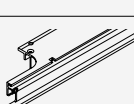
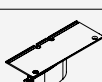

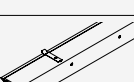
	No.
Hawa Folding Concepta III 20/25, track set 3 doors, left, aluminum, black anodized	31523
Hawa Folding Concepta III 20/25, track set 3 doors, right, aluminum, black anodized	31524

**Set consisting of:**

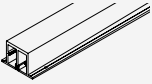

	31523	31524	No.
 Double running track top left, aluminum, anodized, L= 820 mm (2' 8 9/32")	1		31339
 Running track front, aluminum, black anodized, L= 1954 mm (6' 4 15/16")	1	1	31342
 Running track curve, left, aluminum, black anodized	1		31367
 Bottom guide track left, aluminum, anodized, L= 820 mm (2' 8 9/32")	1		31336
 Connector, top left L= 788 mm (2' 7 1/32")	1		31370
 Connecting profile for Connector, top, aluminum, L= 660 mm (2' 1 31/32")	1	1	30977
 Connector clips, bottom, plastic, black, L= 94 mm (3 11/16")	3	3	31086
 Connector part for running track curve, steel, zinc-plated	1	1	31543
 Double running track support, plastic, black	1	1	31359
 Running track adapter, plastic, anthracite, set of 6 pieces	1	1	24870
 Stop set 3 doors Push/Pull	1	1	31538
 Countersunk head screw for running track adapter, 4.5x16 mm (3/16"x5/8"), set of 24 pieces	1	1	31587

Continued table on next column

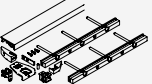
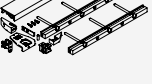




Table continued from previous column

	Cover-up pen for cut edge, black	1	1	52117
	Double running track top right, aluminum, anodized, L= 820 mm (2' 8 9/32")		1	31340
	Running track curve, right, aluminum, black anodized		1	31368
	Bottom guide track right, aluminum, anodized, L= 820 mm (2' 8 9/32")		1	31337
	Connector, top right, L= 788 mm (2' 7 1/32")		1	31371

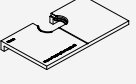

### Reinforcement profiles

	No.
	52109
	52110

### Base profiles

	No.
	52089
	52090
	52091
	52092
	52093
	52094

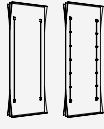

### Accessories

	No.
	52121
	24006

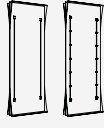

### Straightening fitting

→ Details under Accessories from page 323

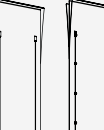
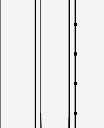
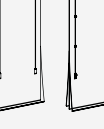
#### Aluminum, untreated

	No.
	056.3192.072
	056.3192.079

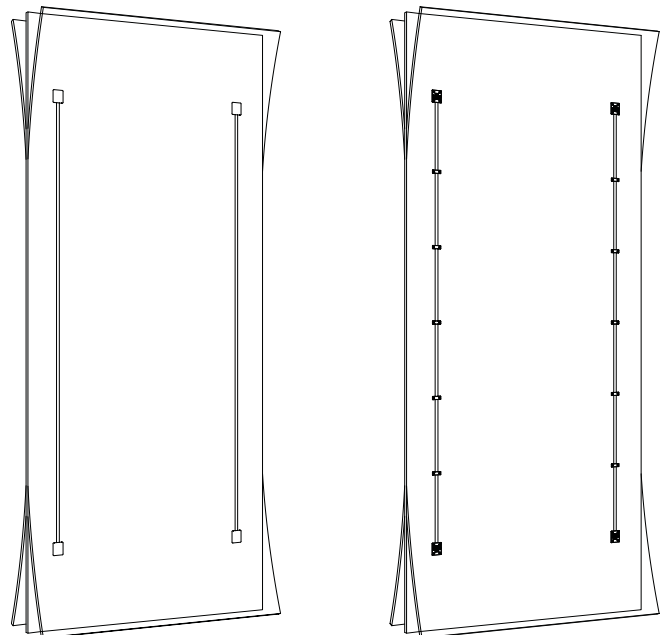
#### Aluminum, anodized

	No.
	056.3192.071
	056.3192.082

#### Aluminum, black anodized

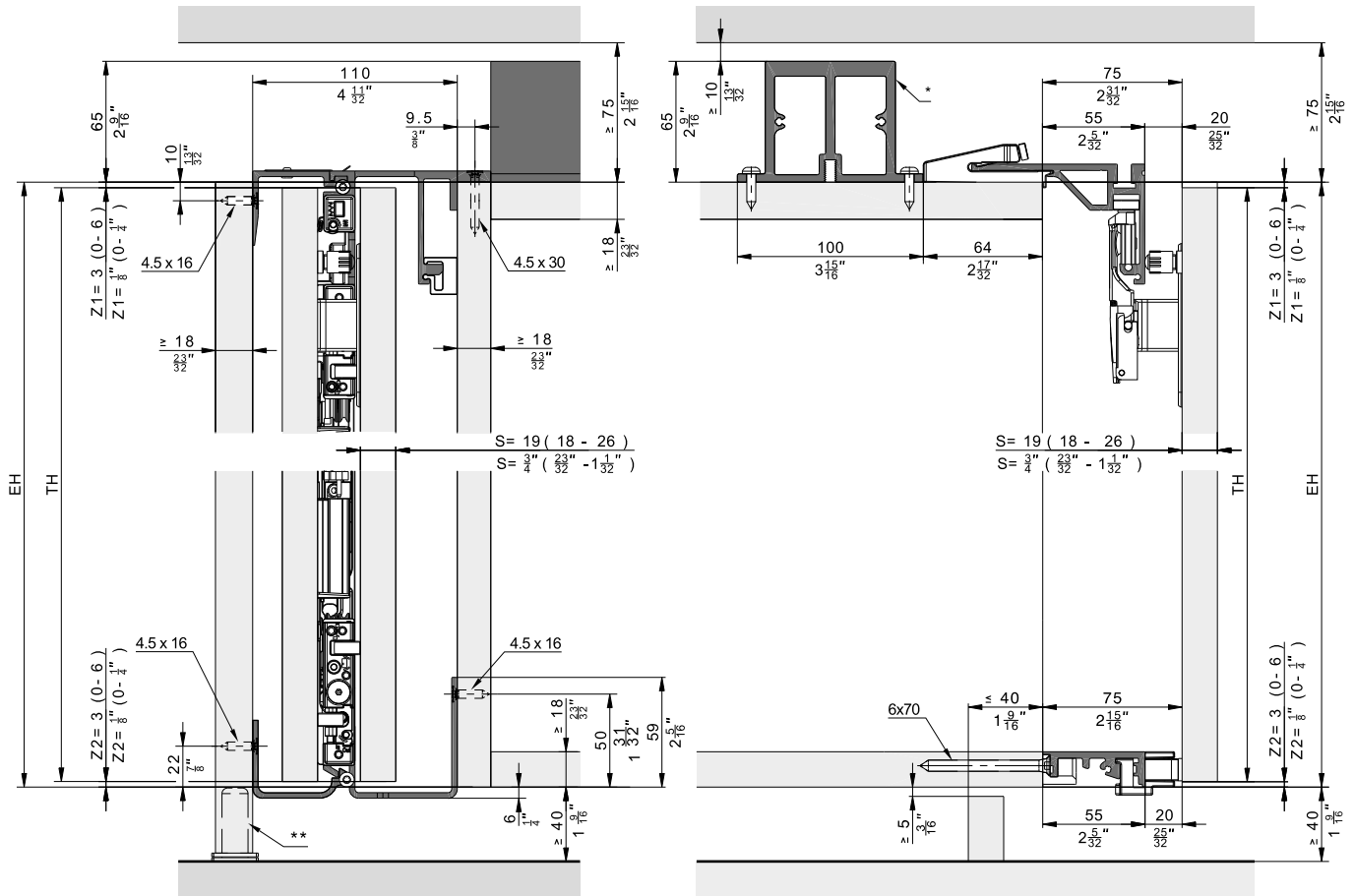
	No.
	056.3192.074
	056.3192.075
	056.3192.081

### Straightening fitting



### Further installation examples

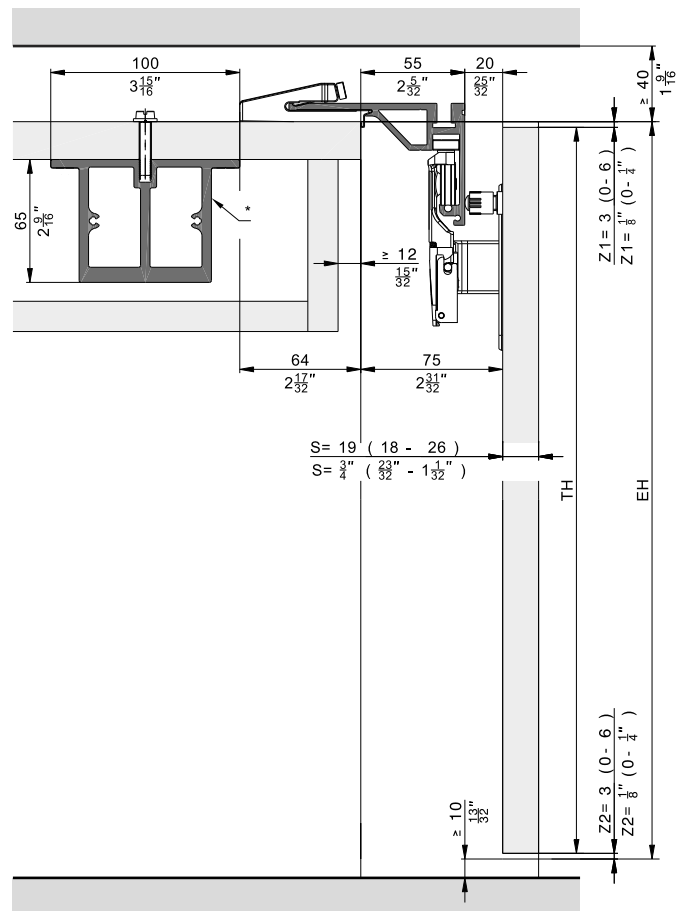
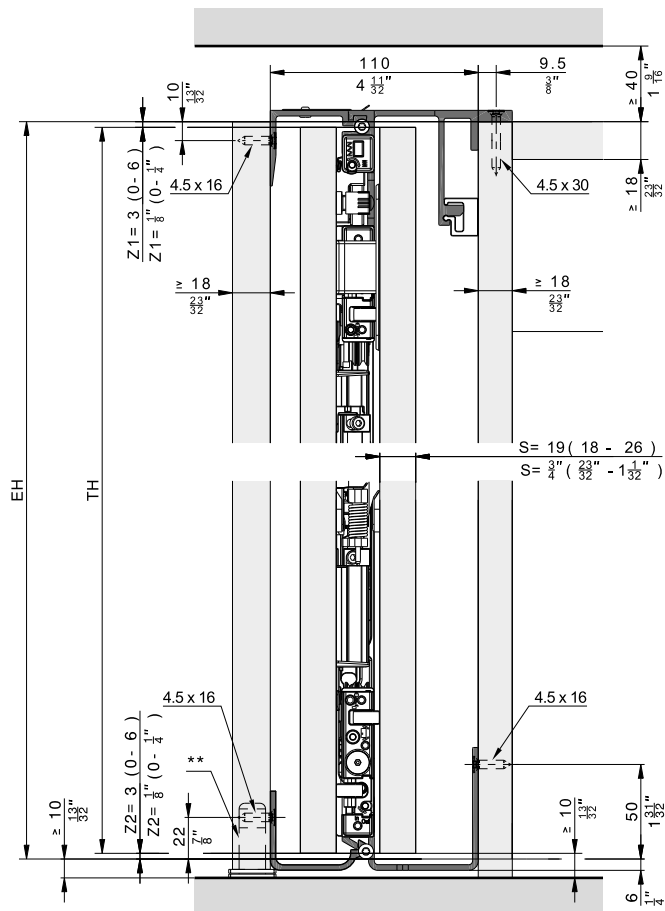
#### Overlay door with base profile, 2 and 4 doors



\* Reinforcement profile for 3-door and 4-door systems without separating walls

\*\* Recommendation: Use adjustable foot

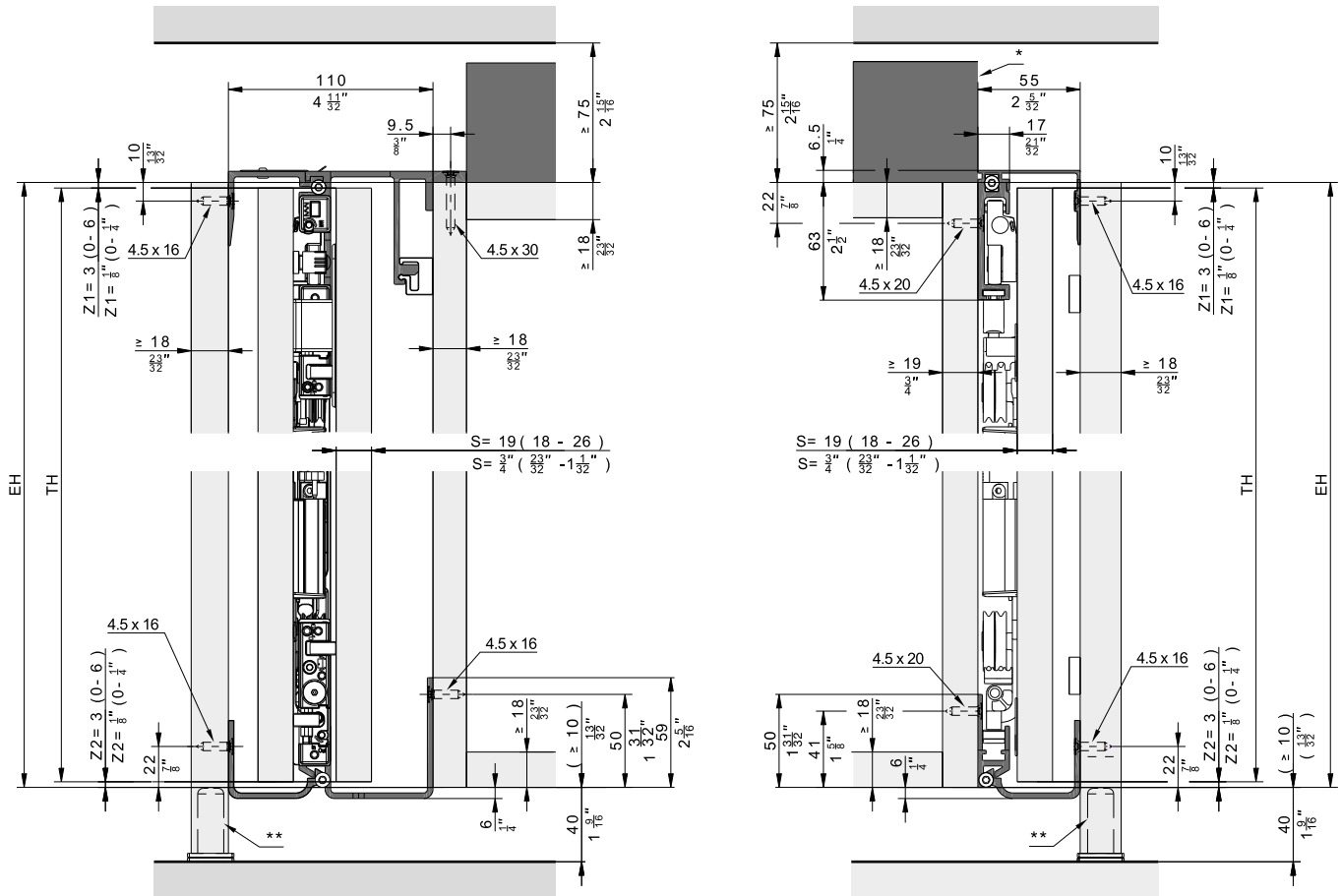
### Floor-to-ceiling doors without base panels, 2 doors and 4 doors



\* Reinforcement profile for 3-door and 4-door systems without separating walls

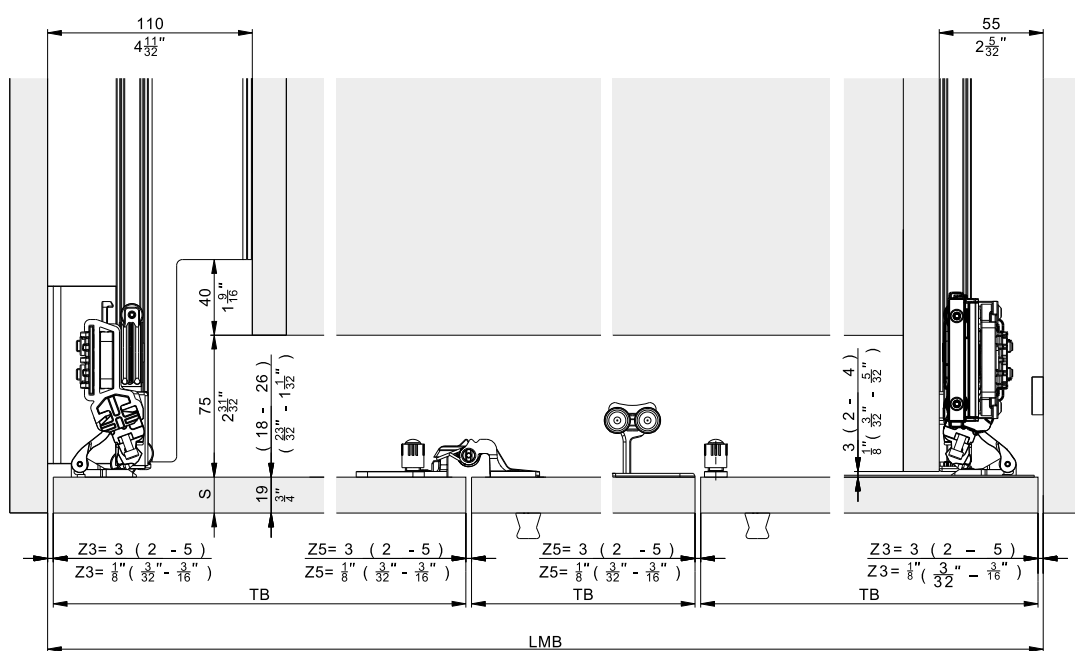
\*\* Recommendation: Use adjustable foot

Overlay door without base profile, 3 doors



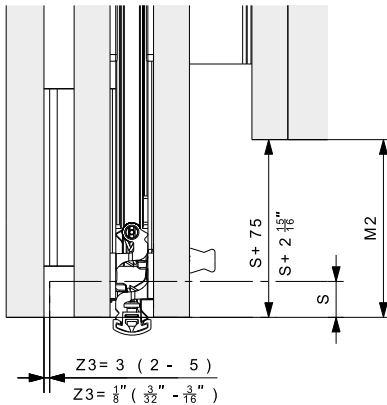
\* Reinforcement profile for 3-door and 4-door systems without separating walls

\*\* Recommendation: Use adjustable foot

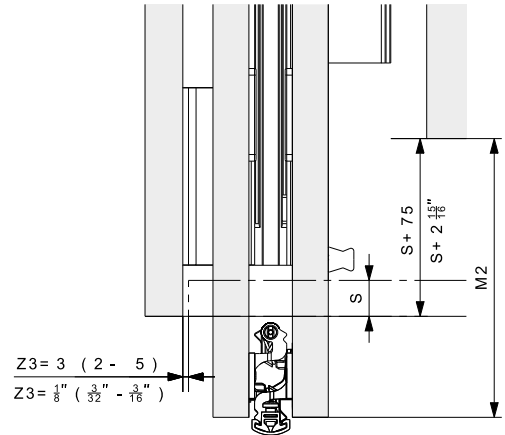


## Hardware depth calculation

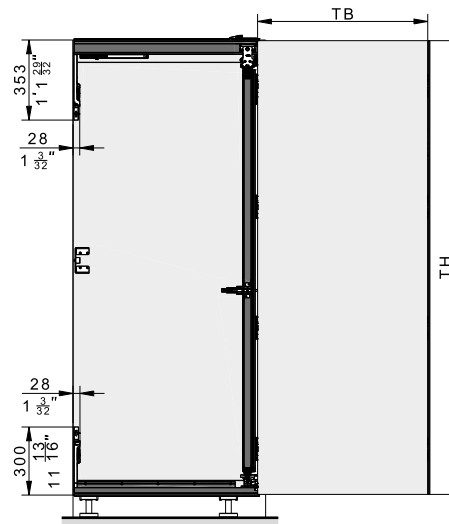
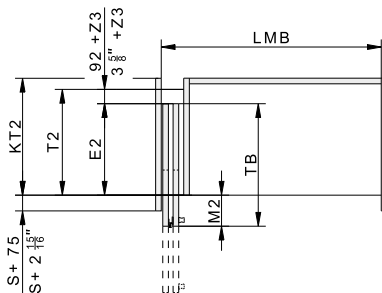
### Flush door



### Protruding door



	mm	Inch
T2	TB + 92 + Z3 - M2	TB + 3 5/8" + Z3 - M2
E2	TB - M2	TB - M2
KT2	≥ T2	≥ T2
M2	≥ S + 75 ≤ TB - 390	≥ S + 2 15/16" ≤ TB - 1' 3 11/32"



- S = Door thickness
- Z = Gap size
- E2 = Slide-in depth
- T2 = Hardware depth
- TB = Door width
- TH = Door height
- KT2 = Cabinet depth
- LMB = Inside clearance
- M2 = Door projection over cabinet

## Accessories

- Straightening fitting from page 323




## Planning/execution

Configure with just a few clicks at [www.hawa.com/configurator](http://www.hawa.com/configurator)




Further information about the product can be found on [www.hawa.com](http://www.hawa.com).

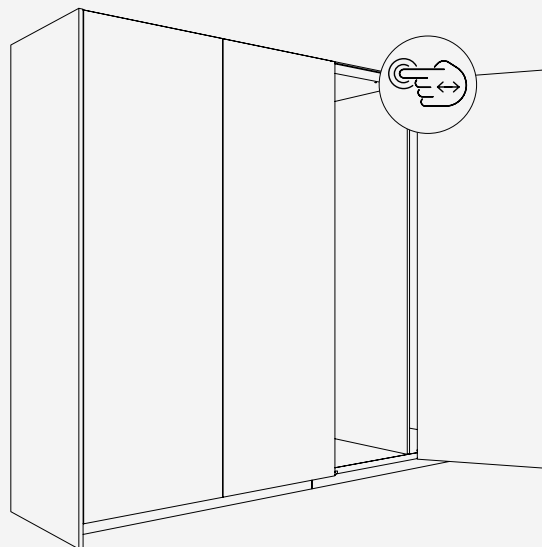
Hardware for pivoting, folding and lateral sliding in of wooden doors up to 25 kg (55 lbs.). Uniform, flush front design with even gap pattern. Push-to-open function for handle-less cabinet designs.

#### Product highlights

-  **Flexibility** Variable door dimensions, also for floor-to-ceiling, walk-in closets – can be combined with Hawa Concepta III
-  **Productivity** Easy installation thanks to high degree of pre-assembly and intuitive adjustment
-  **Aesthetics** Cabinet designs without handle – the technology remains invisible

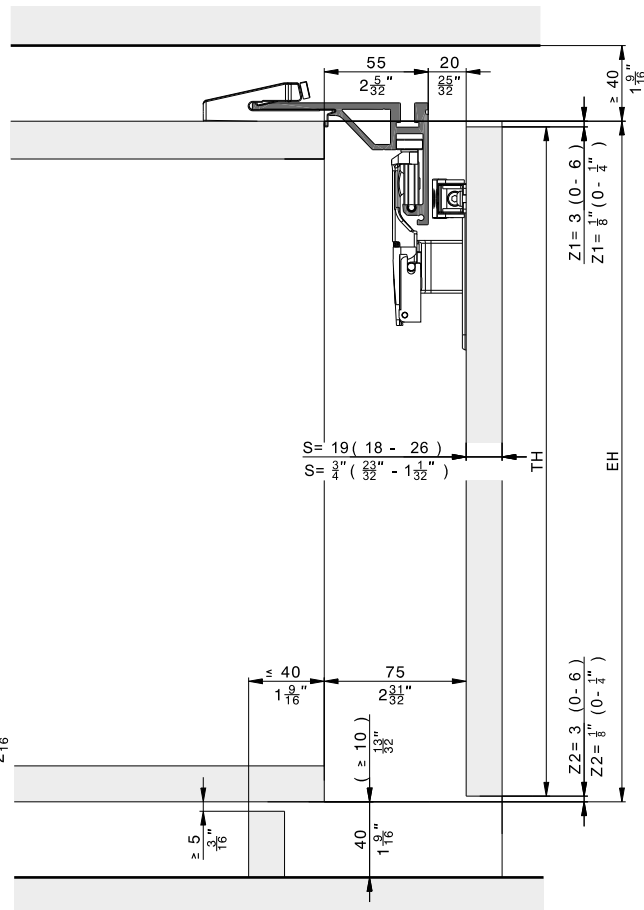
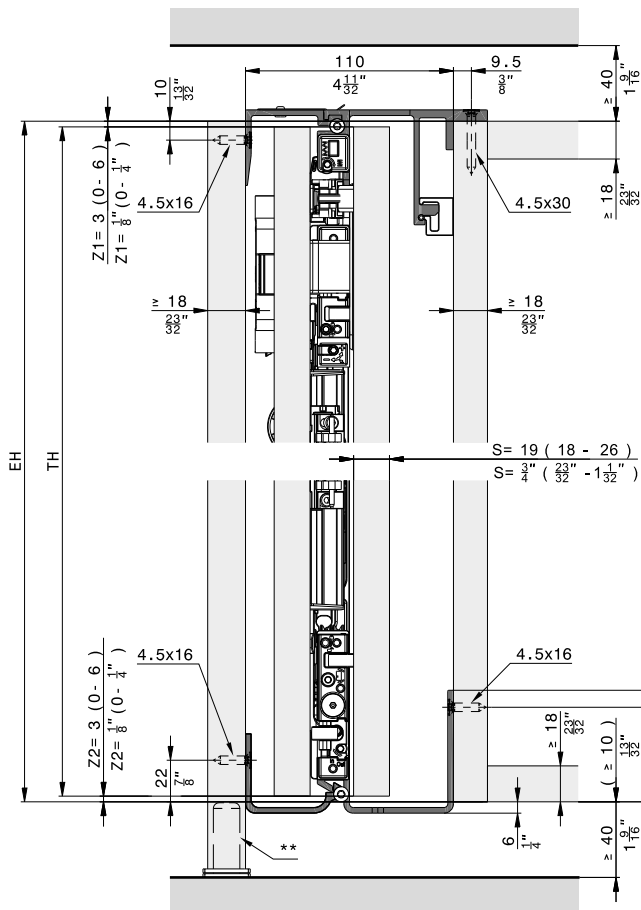
#### Technical specifications

-  10–25 kg (22 to 55 lbs.)
-  1900–2700 mm (6' 2 13/16" to 8' 10 5/16")
-  440–750 mm (1' 5 5/16" to 2' 5 17/32")
-  18–26 mm (23/32" to 1 1/32")



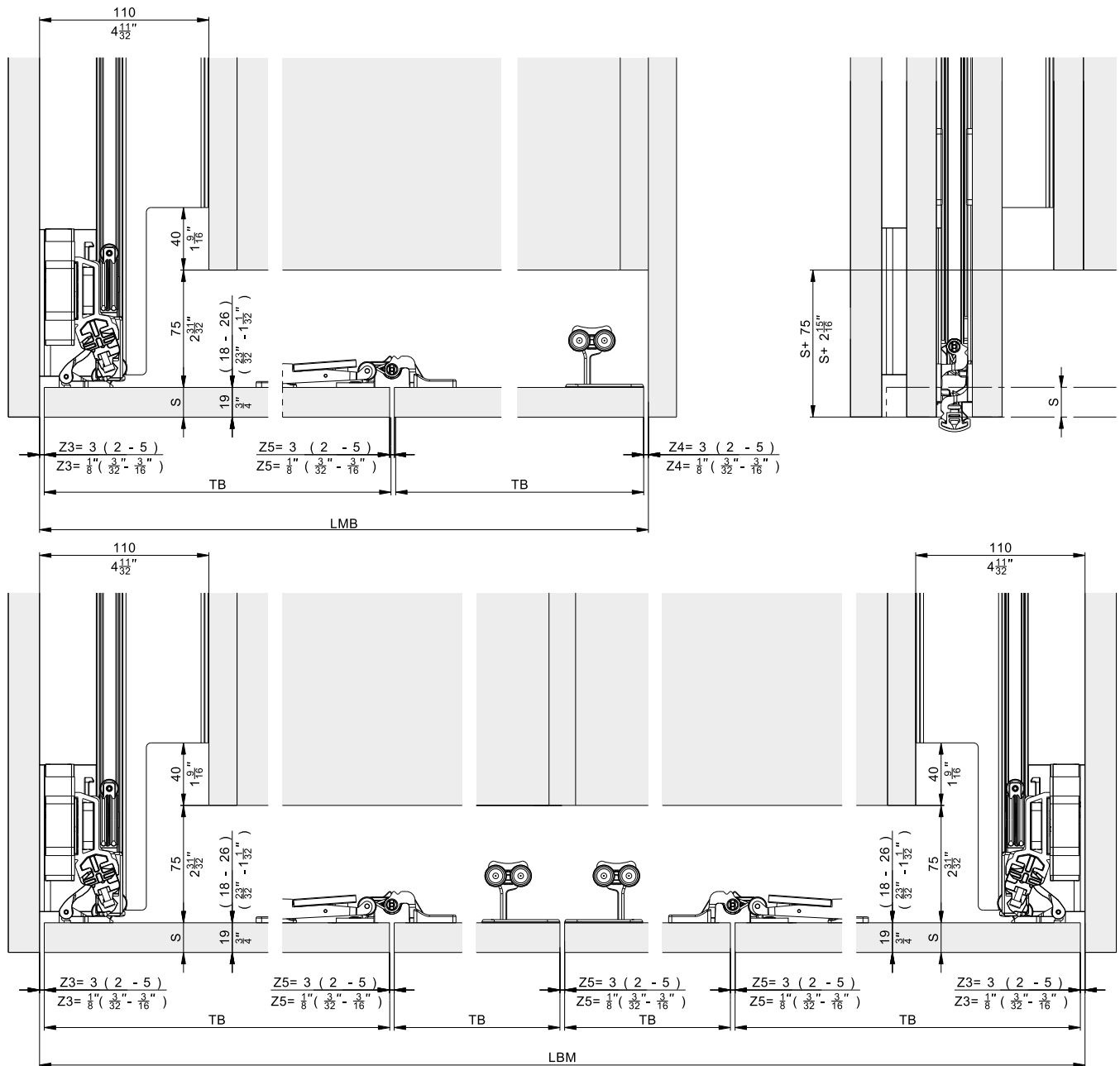
#### Installation examples

##### Overlay door without base profile



\*\* Recommendation: Use adjustable foot

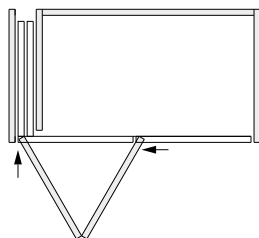
### Overlay door without base profile, 2 and 4 doors





## Required components

### for 2-door cabinets



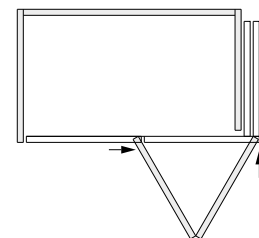
#### Hawa Folding Concepta III 25 Push, left

Aluminum, anodized

	No.
Hawa Folding Concepta III 25 Push, basic set, door height 1900–2700 mm (6' 2 13/16" to 8' 10 5/16")	31505
Hawa Folding Concepta III 25 Push, slide-in set, left	31510
Hawa Folding Concepta III 20/25, track set 2 doors, left, aluminum, anodized	31514
Hawa Folding Concepta III 25, upright set, door height 1900–2700 mm (6' 2 13/16" to 8' 10 5/16"), aluminum, anodized	31520

Aluminum, black anodized

	No.
Hawa Folding Concepta III 25 Push, basic set, door height 1900–2700 mm (6' 2 13/16" to 8' 10 5/16")	31505
Hawa Folding Concepta III 25 Push, slide-in set, left	31510
Hawa Folding Concepta III 20/25, track set 2 doors, left, aluminum, black anodized	31521
Hawa Folding Concepta III 25, upright set, door height 1900–2700 mm (6' 2 13/16" to 8' 10 5/16"), aluminum, black anodized	31527



#### Hawa Folding Concepta III 25 Push, right

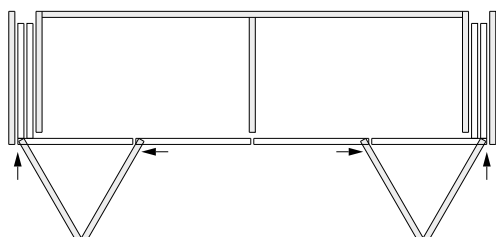
Aluminum, anodized

	No.
Hawa Folding Concepta III 25 Push, basic set, door height 1900–2700 mm (6' 2 13/16" to 8' 10 5/16")	31505
Hawa Folding Concepta III 25 Push, slide-in set, right	31511
Hawa Folding Concepta III 20/25, track set 2 doors, right, aluminum, anodized	31515
Hawa Folding Concepta III 25, upright set, door height 1900–2700 mm (6' 2 13/16" to 8' 10 5/16"), aluminum, anodized	31520

Aluminum, black anodized

	No.
Hawa Folding Concepta III 25 Push, basic set, door height 1900–2700 mm (6' 2 13/16" to 8' 10 5/16")	31505
Hawa Folding Concepta III 25 Push, slide-in set, right	31511
Hawa Folding Concepta III 20/25, track set 2 doors, right, aluminum, black anodized	31522
Hawa Folding Concepta III 25, upright set, door height 1900–2700 mm (6' 2 13/16" to 8' 10 5/16"), aluminum, black anodized	31527

### for 4-door cabinets



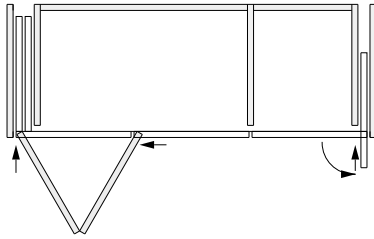
#### Hawa Folding Concepta III 25 Push, left/right

Aluminum, anodized

	Pcs.	No.
Hawa Folding Concepta III 25 Push, basic set, door height 1900–2700 mm (6' 2 13/16" to 8' 10 5/16")	2	31505
Hawa Folding Concepta III 25 Push, slide-in set, left	1	31510
Hawa Folding Concepta III 25 Push, slide-in set, right	1	31511
Hawa Folding Concepta III 20/25, track set 4 doors, aluminum, anodized	1	31518
Hawa Folding Concepta III 25, upright set, door height 1900–2700 mm (6' 2 13/16" to 8' 10 5/16"), aluminum, anodized	2	31520

Aluminum, black anodized

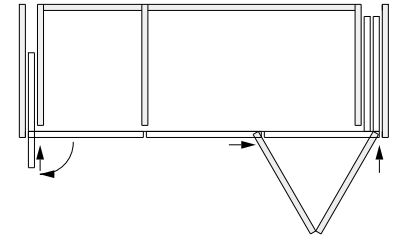
	Pcs.	No.
Hawa Folding Concepta III 25 Push, basic set, door height 1900–2700 mm (6' 2 13/16" to 8' 10 5/16")	2	31505
Hawa Folding Concepta III 25 Push, slide-in set, left	1	31510
Hawa Folding Concepta III 25 Push, slide-in set, right	1	31511
Hawa Folding Concepta III 20/25, track set 4 doors, aluminum, black anodized	1	31525
Hawa Folding Concepta III 25, upright set, door height 1900–2700 mm (6' 2 13/16" to 8' 10 5/16"), aluminum, black anodized	2	31527

**for 3-door cabinets**

**Hawa Folding Concepta III 25 Push, left with  
Hawa Concepta III 35 Push, right**
**Aluminum, anodized**

	No.
Hawa Folding Concepta III 25 Push, basic set, door height 1900–2700 mm (6' 2 13/16" to 8' 10 5/16")	31505
Hawa Folding Concepta III 25 Push, slide-in set, left	31510
Hawa Folding Concepta III 20/25, track set 3 doors, left, aluminum, anodized	31516
Hawa Folding Concepta III 25, upright set, door height 1900–2700 mm (6' 2 13/16" to 8' 10 5/16"), aluminum, anodized	31520
Hawa Concepta III 35 Push/Pull, basic set right, door height 1900–2700 mm (6' 2 13/16" to 8' 10 5/16")	30997
Hawa Concepta III 25/35 Push, slide-in set, right	30999
Upright profile, for door height 1900–2700 mm (6' 2 13/16" to 8' 10 5/16"), aluminum, anodized, L= 2474 mm (8' 1 13/32")	30771
Connector set 55 mm (2 5/32"), for exterior connection to cabinet	31005

**Aluminum, black anodized**

	No.
Hawa Folding Concepta III 25 Push, basic set, door height 1900–2700 mm (6' 2 13/16" to 8' 10 5/16")	31505
Hawa Folding Concepta III 25 Push, slide-in set, left	31510
Hawa Folding Concepta III 20/25, track set 3 doors, left, aluminum, black anodized	31523
Hawa Folding Concepta III 25, upright set, door height 1900–2700 mm (6' 2 13/16" to 8' 10 5/16"), aluminum, black anodized	31527
Hawa Concepta III 35 Push/Pull, basic set right, door height 1900–2700 mm (6' 2 13/16" to 8' 10 5/16")	30997
Hawa Concepta III 25/35 Push, slide-in set, right	30999
Upright profile, for door height 1900–2700 mm (6' 2 13/16" to 8' 10 5/16"), aluminum, anodized, L= 2474 mm (8' 1 13/32")	30771
Connector set 55 mm (2 5/32"), for exterior connection to cabinet	31005


**Hawa Folding Concepta III 25 Push, right with  
Hawa Concepta III 35 Push, left**
**Aluminum, anodized**

	No.
Hawa Folding Concepta III 25 Push, basic set, door height 1900–2700 mm (6' 2 13/16" to 8' 10 5/16")	31505
Hawa Folding Concepta III 25 Push, slide-in set, right	31511
Hawa Folding Concepta III 20/25, track set 3 doors, right, aluminum, anodized	31517
Hawa Folding Concepta III 25, upright set, door height 1900–2700 mm (6' 2 13/16" to 8' 10 5/16"), aluminum, anodized	31520
Hawa Concepta III 35 Push/Pull, basic set left, door height 1900–2700 mm (6' 2 13/16" to 8' 10 5/16")	30996
Hawa Concepta III 25/35 Push, slide-in set, left	30998
Upright profile, for door height 1900–2700 mm (6' 2 13/16" to 8' 10 5/16"), aluminum, anodized, L= 2474 mm (8' 1 13/32")	30771
Connector set 55 mm (2 5/32"), for exterior connection to cabinet	31005

**Aluminum, black anodized**

	No.
Hawa Folding Concepta III 25 Push, basic set, door height 1900–2700 mm (6' 2 13/16" to 8' 10 5/16")	31505
Hawa Folding Concepta III 25 Push, slide-in set, right	31511
Hawa Folding Concepta III 20/25, track set 3 doors, right, aluminum, black anodized	31524
Hawa Folding Concepta III 25, upright set, door height 1900–2700 mm (6' 2 13/16" to 8' 10 5/16"), aluminum, black anodized	31527
Hawa Concepta III 35 Push/Pull, basic set left, door height 1900–2700 mm (6' 2 13/16" to 8' 10 5/16")	30996
Hawa Concepta III 25/35 Push, slide-in set, left	30998
Upright profile, for door height 1900–2700 mm (6' 2 13/16" to 8' 10 5/16"), aluminum, anodized, L= 2474 mm (8' 1 13/32")	30771
Connector set 55 mm (2 5/32"), for exterior connection to cabinet	31005















**Hawa Configurator**

## List of individual parts, which are included in the sets

### Set for 1 folding/slide-in door up to 25 kg (55 lbs.)

	No.
Hawa Folding Concepta III 25 Push, basic set, door height 1900–2700 mm (6'2 13/16" to 8'10 5/16")	31505

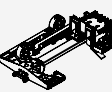


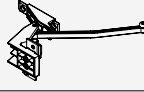


#### Set consisting of:

		31505	No.
	Slot nuts for hinge attachment, plastic, black	4	30686
	Mounting plate for hinge with height adjustment, steel, nickel-plated	1	30738
	Concealed hinge, without soft closing mechanism and closing spring, steel, nickel plated	4	31435
	Center concealed hinge, spring loaded, steel, matt nickel-plated	4	30794
	Screw for concealed hinges and center concealed hinges, 4x16 mm (5/32"x5/8"), set of 26 pieces	1	31533
	Folding running gear, nickel-plated	1	31313
	Folding running gear hinge	1	31314
	Screw set for Push-to-open and folding door soft closing mechanism	1	31531
	Folding door soft closing mechanism	1	31064
	Push-to-open for folding door	1	31332
	Counterplate for Push-to-open folding door, plastic, black	1	31036
	Set of adjusting tools	1	31047
	Countersunk head screw, 4.5x16 mm (3/16"x5/8"), steel, zinc-plated, set of 28 pieces	1	31529
	Screw set for double running track and Connector attachment at the bottom	1	31530

### Suitable slide-in set

	No.
Hawa Folding Concepta III 25 Push, slide-in set, left	31510
Hawa Folding Concepta III 25 Push, slide-in set, right	31511

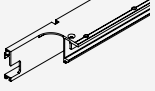
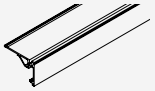
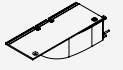
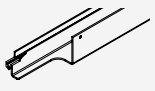
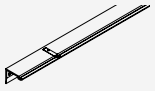





#### Set consisting of:

		31510	31511	No.
	Slide-in unit Hawa Folding Concepta III 25 Push, left	1		31002
	End stop bracket for Push ejector, steel, zinc-plated	1	1	31072
	Push ejector, plastic, black	1	1	31010
	Slide-in securing mechanism, plastic, black	1	1	30966
	Adhesive plate for Push-to-open folding door, with double-sided adhesive tape, silver-gray and black	1	1	52118
	Slide-in unit Hawa Folding Concepta III 25 Push, right		1	31003

**Suitable 2-door and 4-door track sets, aluminum, anodized**


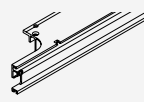
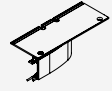
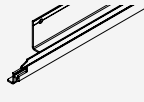
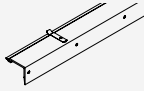
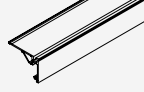
	No.
Hawa Folding Concepta III 20/25, track set 2 doors, left, aluminum, anodized	31514
Hawa Folding Concepta III 20/25, track set 2 doors, right, aluminum, anodized	31515
Hawa Folding Concepta III 20/25, track set 4 doors, aluminum, anodized	31518

**Set consisting of:**

		31514	31515	31518	No.
	Double running track top left, aluminum, anodized, L= 820 mm (2' 8 9/32")	1		1	31339
	Running track front, aluminum, anodized, L= 1272 mm (4' 2 3/32")	1	1		31210
	Running track curve, left, aluminum, anodized	1		1	31365
	Bottom guide track left, aluminum, anodized, L= 820 mm (2' 8 9/32")	1		1	31336
	Connector, top left L= 788 mm (2' 7 1/32")	1		1	31370
	Connecting profile for Connector, top, aluminum, L= 660 mm (2' 1 31/32")	1	1	2	30977
	Connector clips, bottom, plastic, black, L= 94 mm (3 11/16")	3	3	6	31086
	Connector part for running track curve, steel, zinc-plated	1	1	2	31543
	Double running track support, plastic, black	1	1	2	31359
	Running track adapter, plastic, anthracite, set of 4 pieces	1	1	2	23645


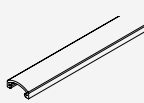

Continued table on next column

Table continued from previous column

	Countersunk head screw for running track adapter, 4.5x16 mm (3/16"x5/8"), set of 16 pieces	1	1	2	31585
	Double running track top right, aluminum, anodized, L= 820 mm (2' 8 9/32")		1	1	31340
	Running track curve, right, aluminum, anodized		1	1	31366
	Bottom guide track right, aluminum, anodized, L= 820 mm (2' 8 9/32")		1	1	31337
	Connector, top right L= 788 mm (2' 7 1/32")		1	1	31371
	Running track front, aluminum, anodized, L= 2539 mm (8' 3 31/32")			1	31343

**Upright set, aluminum, anodized**

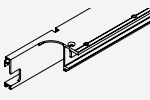
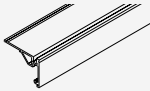
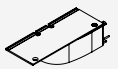
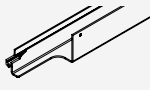






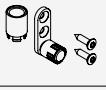

	No.
Hawa Folding Concepta III 25, upright set, door height 1900–2700 mm (6' 2 13/16" to 8' 10 5/16"), aluminum, anodized	31520

		31520	No.
	Upright profile, for door height 1900–2700 mm (6' 2 13/16" to 8' 10 5/16"), aluminum, anodized, L= 2474 mm (8' 1 13/32")	1	30771
	Cover panel for door joint, for door height 1900–2700 mm (6' 2 13/16" to 8' 10 5/16"), aluminum, anodized, L= 2700 mm (8' 10 5/16")	1	31232
	Retaining clip for cover panel 2700 mm (8' 10 5/16"), plastic, black, set of 8 pieces	1	31503

**Suitable 3-door track sets, aluminum, anodized**


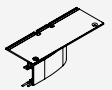


	No.
Hawa Folding Concepta III 20/25, track set 3 doors, left, aluminum, anodized	31516
Hawa Folding Concepta III 20/25, track set 3 doors, right, aluminum, anodized	31517

**Set consisting of:**

		31516	31517	No.
	Double running track top left, aluminum, anodized, L= 820 mm (2' 8 9/32")	1		31339
	Running track front, aluminum, anodized, L= 1954 mm (6' 4 15/16")	1	1	31341
	Running track curve, left, aluminum, anodized	1		31365
	Bottom guide track left, aluminum, anodized, L= 820 mm (2' 8 9/32")	1		31336
	Connector, top left L= 788 mm (2' 7 1/32")	1		31370
	Connecting profile for Connector, top, aluminum, L= 660 mm (2' 1 31/32")	1	1	30977
	Connector clips, bottom, plastic, black, L= 94 mm (3 11/16")	3	3	31086
	Connector part for running track curve, steel, zinc-plated	1	1	31543
	Double running track support, plastic, black	1	1	31359
	Running track adapter, plastic, anthracite, set of 6 pieces	1	1	24870
	Stop set 3 doors Push/Pull	1	1	31538
	Countersunk head screw for running track adapter, 4.5x16 mm (3/16"x5/8"), set of 24 pieces	1	1	31587

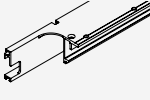
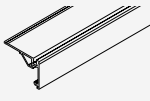
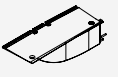
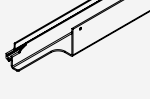
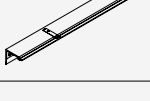





Continued table on next column

Table continued from previous column

	Double running track top right, aluminum, anodized, L= 820 mm (2' 8 9/32")	1	31340
	Running track curve, right, aluminum, anodized	1	31366
	Bottom guide track right, aluminum, anodized, L= 820 mm (2' 8 9/32")	1	31337
	Connector, top right L= 788 mm (2' 7 1/32")	1	31371






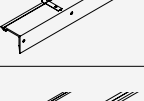

**Suitable 2-door and 4-door track sets, aluminum, black anodized**

	No.
Hawa Folding Concepta III 20/25, track set 2 doors, left, aluminum, black anodized	31521
Hawa Folding Concepta III 20/25, track set 2 doors, right, aluminum, black anodized	31522
Hawa Folding Concepta III 20/25, track set 4 doors, aluminum, black anodized	31525

	31521	31522	31525	No.
<b>Set consisting of:</b>				
 Double running track top left, aluminum, anodized, L= 820 mm (2' 8 9/32")	1		1	31339
 Running track front, aluminum, black anodized, L= 1272 mm (4' 2 3/32")	1	1		31211
 Running track curve, left, aluminum, black anodized	1		1	31367
 Bottom guide track left, aluminum, anodized, L= 820 mm (2' 8 9/32")	1		1	31336
 Connector, top left L= 788 mm (2' 7 1/32")	1		1	31370
 Connecting profile for Connector, top, aluminum, L= 660 mm (2' 1 31/32")	1	1	2	30977
 Connector clips, bottom, plastic, black, L= 94 mm (3 11/16")	3	3	6	31086
 Connector part for running track curve, steel, zinc-plated	1	1	2	31543
 Double running track support, plastic, black	1	1	2	31359
 Running track adapter, plastic, anthracite, set of 4 pieces	1	1	2	23645


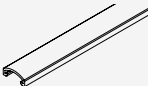

Continued table on next column

Table continued from previous column

	Countersunk head screw for running track adapter, 4.5x16 mm (3/16"x5/8"), set of 16 pieces	1	1	2	31585
	Cover-up pen for cut edge, black	1	1	1	52117
	Double running track top right, aluminum, anodized, L= 820 mm (2' 8 9/32")		1	1	31340
	Running track curve, right, aluminum, black anodized		1	1	31368
	Bottom guide track right, aluminum, anodized, L= 820 mm (2' 8 9/32")		1	1	31337
	Connector, top right L= 788 mm (2' 7 1/32")		1	1	31371
	Running track front, aluminum, black anodized, L= 2539 mm (8' 3 31/32")			1	31344

**Upright set, aluminum, black anodized**

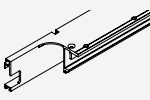
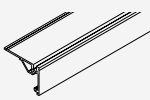
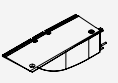
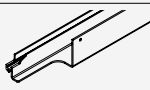
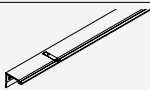







	No.
Hawa Folding Concepta III 25, upright set, door height 1900–2700 mm (6' 2 13/16" to 8' 10 5/16"), aluminum, black anodized	31527

		31527	No.
Set consisting of:			
	Upright profile, for door height 1900–2700 mm (6' 2 13/16" to 8' 10 5/16"), aluminum, anodized, L= 2474 mm (8' 1 13/32")	1	30771
	Cover panel for door joint, for door height 1900–2700 mm (6' 2 13/16" to 8' 10 5/16"), aluminum, black anodized, L= 2700 mm (8' 10 5/16")	1	31233
	Retaining clip for cover panel 2700 mm (8' 10 5/16"), plastic, black, set of 8 pieces	1	31503

**Suitable 3-door track sets, aluminum, black anodized**


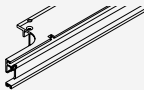
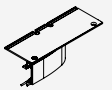

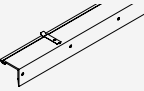
	No.
Hawa Folding Concepta III 20/25, track set 3 doors, left, aluminum, black anodized	31523
Hawa Folding Concepta III 20/25, track set 3 doors, right, aluminum, black anodized	31524

**Set consisting of:**

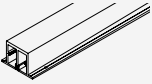
	31523	31524	No.
 Double running track top left, aluminum, anodized, L= 820 mm (2' 8 9/32")	1		31339
 Running track front, aluminum, black anodized, L= 1954 mm (6' 4 15/16")	1	1	31342
 Running track curve, left, aluminum, black anodized	1		31367
 Bottom guide track left, aluminum, anodized, L= 820 mm (2' 8 9/32")	1		31336
 Connector, top left L= 788 mm (2' 7 1/32")	1		31370
 Connecting profile for Connector, top, aluminum, L= 660 mm (2' 1 31/32")	1	1	30977
 Connector clips, bottom, plastic, black, L= 94 mm (3 11/16")	3	3	31086
 Connector part for running track curve, steel, zinc-plated	1	1	31543
 Double running track support, plastic, black	1	1	31359
 Running track adapter, plastic, anthracite, set of 6 pieces	1	1	24870
 Stop set 3 doors Push/Pull	1	1	31538
 Countersunk head screw for running track adapter, 4.5x16 mm (3/16"x5/8"), set of 24 pieces	1	1	31587

Continued table on next column

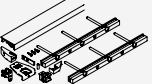
Table continued from previous column

	Cover-up pen for cut edge, black	1	1	52117
	Double running track top right, aluminum, anodized, L= 820 mm (2' 8 9/32")		1	31340
	Running track curve, right, aluminum, black anodized		1	31368
	Bottom guide track right, aluminum, anodized, L= 820 mm (2' 8 9/32")		1	31337
	Connector, top right, L= 788 mm (2' 7 1/32")		1	31371



### Reinforcement profiles

		No.
	Reinforcement profile for running track front, 2765 mm (9' 27/32"), 4 doors, aluminum, anodized	52109
	Reinforcement profile for running track front, 2085 mm (6' 10 3/32"), 3 doors, aluminum, anodized	52110

### Base profiles

		No.
	Base profile set, 2 doors, aluminum, anodized	52089
	Base profile set, 3 doors, aluminum, anodized	52090
	Base profile set, 4 doors, aluminum, anodized	52091
	Base profile set, 2 doors, aluminum, black anodized	52092
	Base profile set, 3 doors, aluminum, black anodized	52093
	Base profile set, 4 doors, aluminum, black anodized	52094

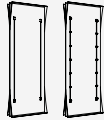
### Accessories

		No.
	Routing jig for folding hinge	52121
	Magnetic centering part, with including drilling jig, aluminum, anodized	24006

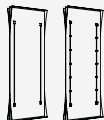
### Straightening fitting

→ Details under Accessories from page 323

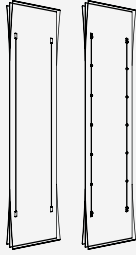
#### Aluminum, untreated

		No.
	Straightening fitting for doors 2040–2600 mm (6' 8 5/16" to 8' 6 3/8"), aluminum	056.3192.072
	Straightening fitting for doors 1715–2275 mm (3' 11 27/32" to 5' 9 7/8"), aluminum	056.3192.079

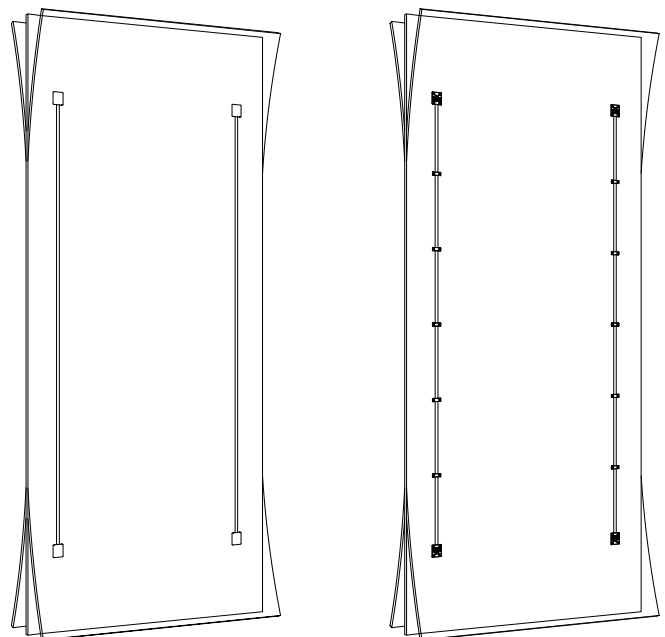
#### Aluminum, anodized

		No.
	Straightening fitting for doors 2240–2850 mm (7' 4 3/16" to 9' 4 7/32"), aluminum, anodized	056.3192.071
	Straightening fitting for doors 2040–2600 mm (6' 8 5/16" to 8' 6 3/8"), aluminum, anodized	056.3192.082

#### Aluminum, black anodized

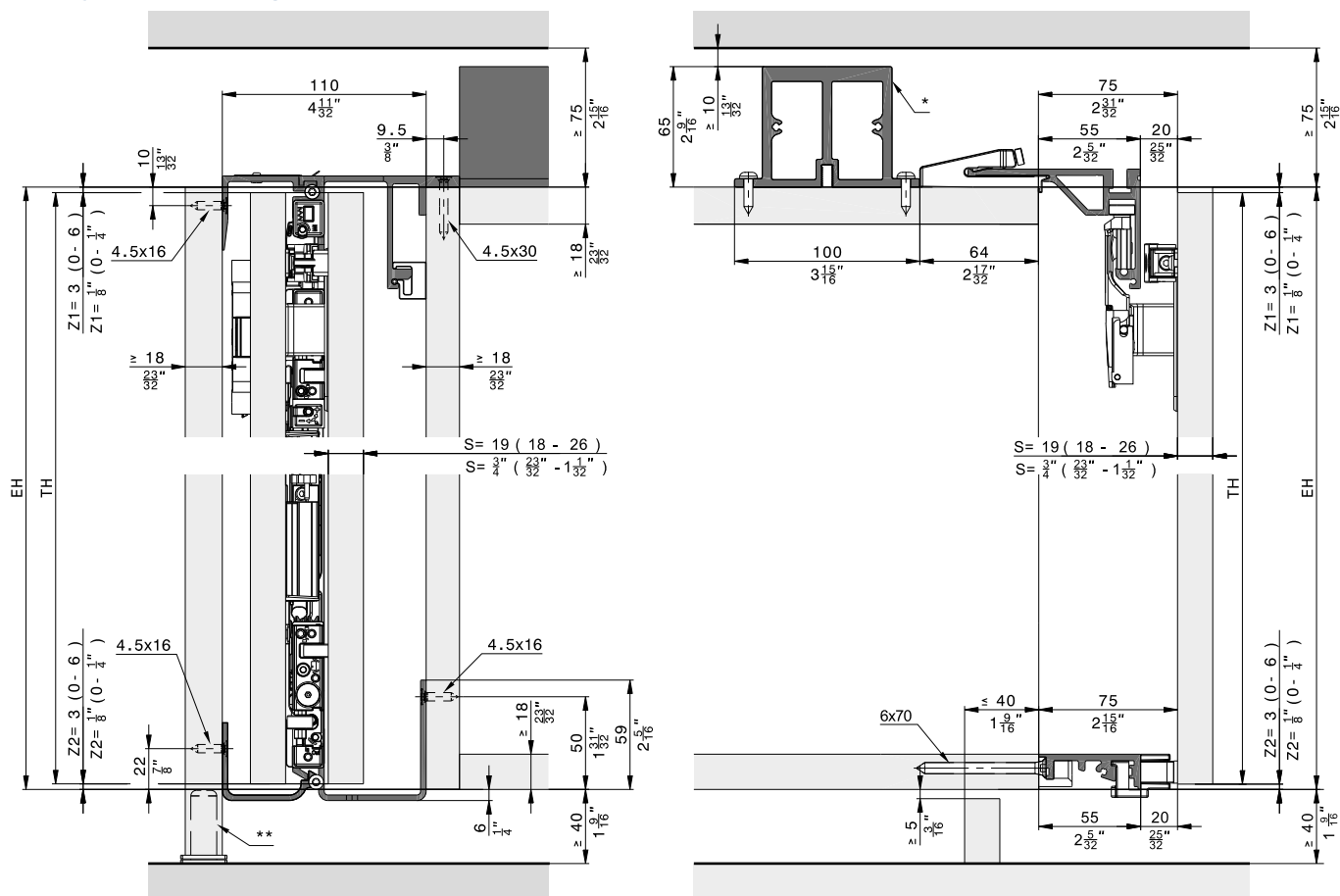
		No.
	Straightening fitting for doors 2240–2850 mm (7' 4 3/16" to 9' 4 7/32"), aluminum, black anodized	056.3192.074
	Straightening fitting for doors 2040–2600 mm (6' 8 5/16" to 8' 6 3/8"), aluminum, black anodized	056.3192.075
	Straightening fitting for doors 1715–2275 mm (5' 7 15/32" to 7' 5 9/16"), aluminum, black anodized	056.3192.081

### Straightening fitting





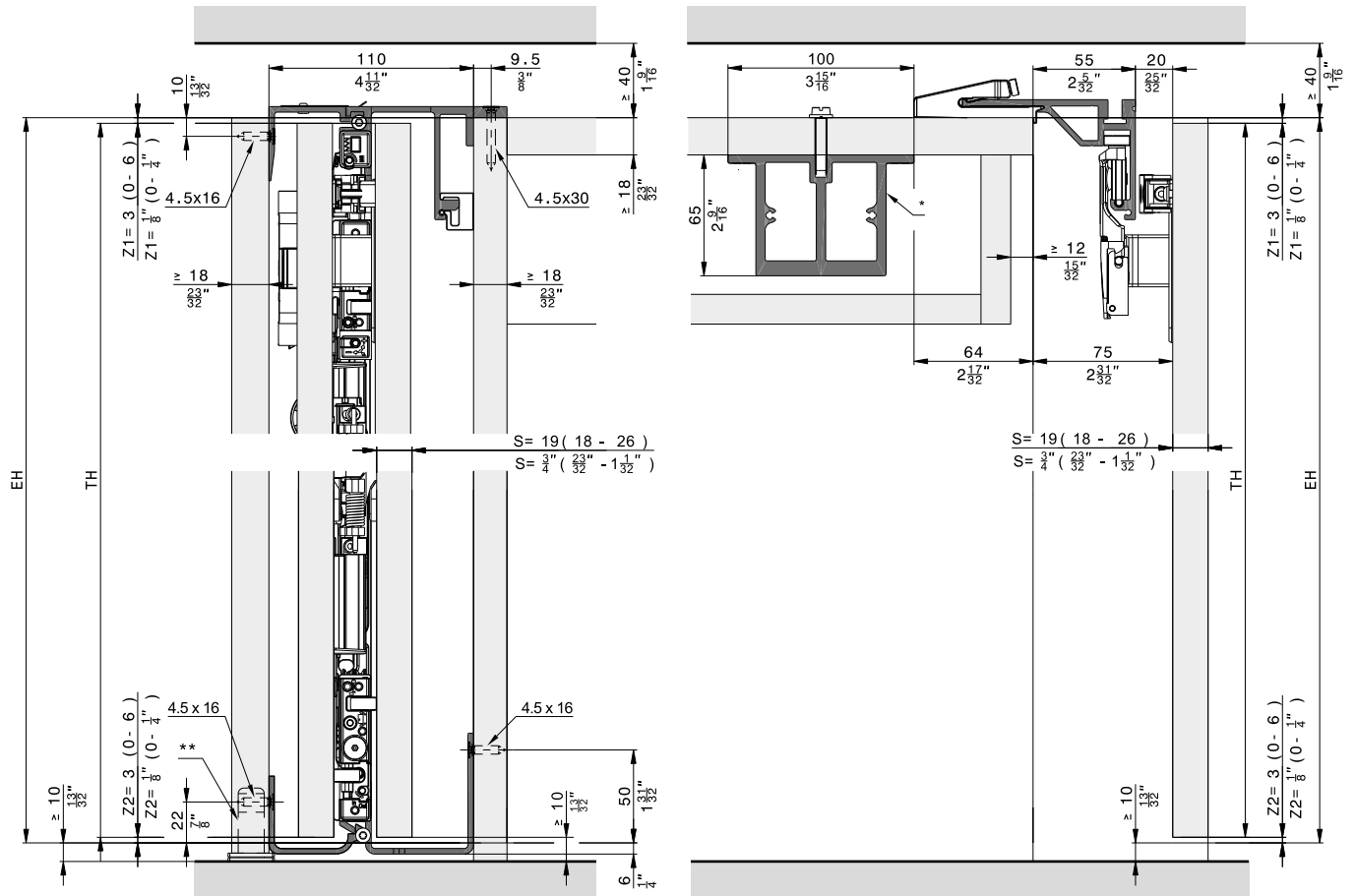
Further installation examples  
Overlay door with base profile, 2 and 4 doors



\* Reinforcement profile for 3-door and 4-door systems without separating walls

\*\* Recommendation: Use adjustable foot

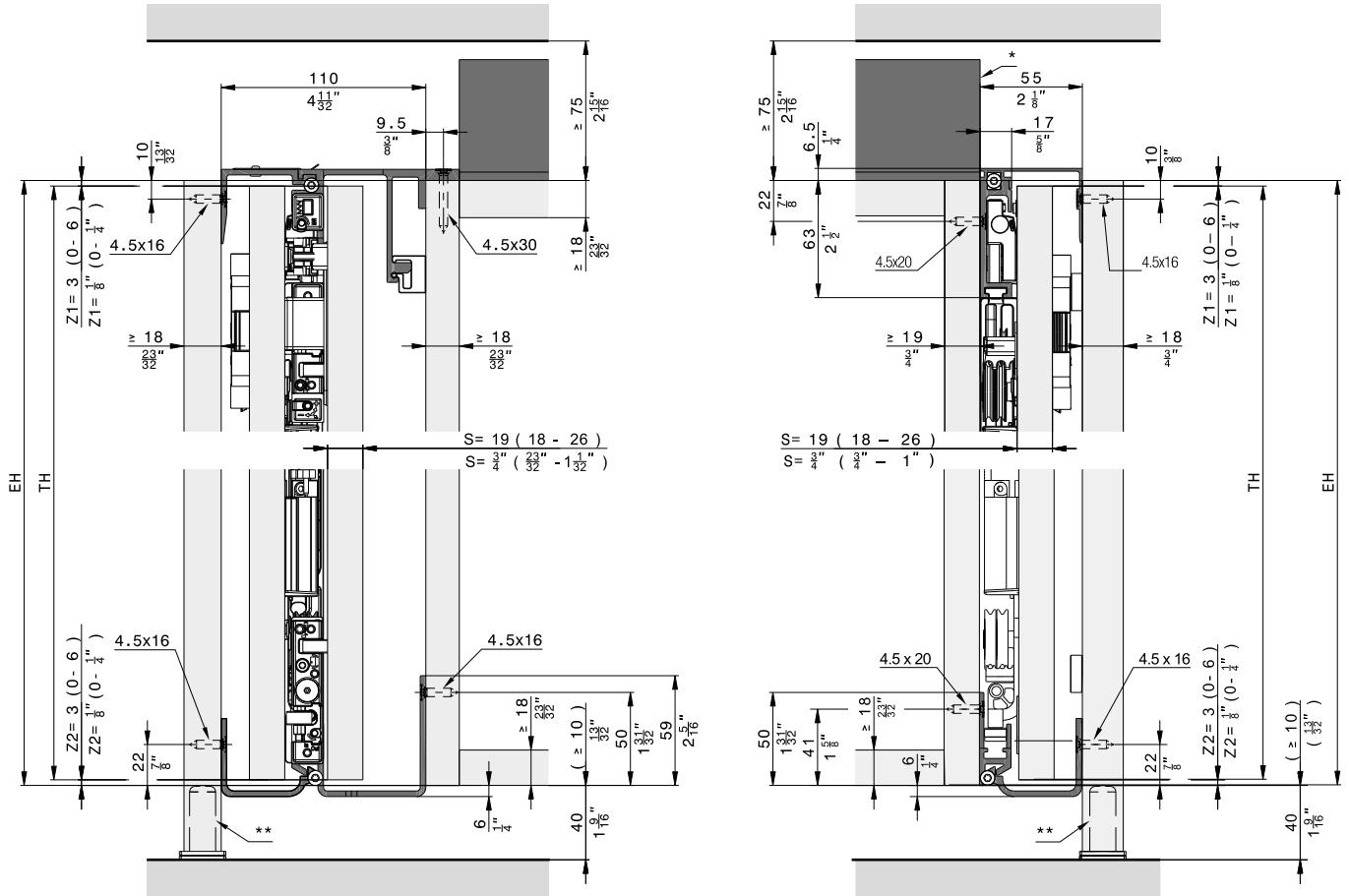
### Floor-to-ceiling doors without base panels, 2 doors and 4 doors



\* Reinforcement profile for 3-door and 4-door systems without separating walls

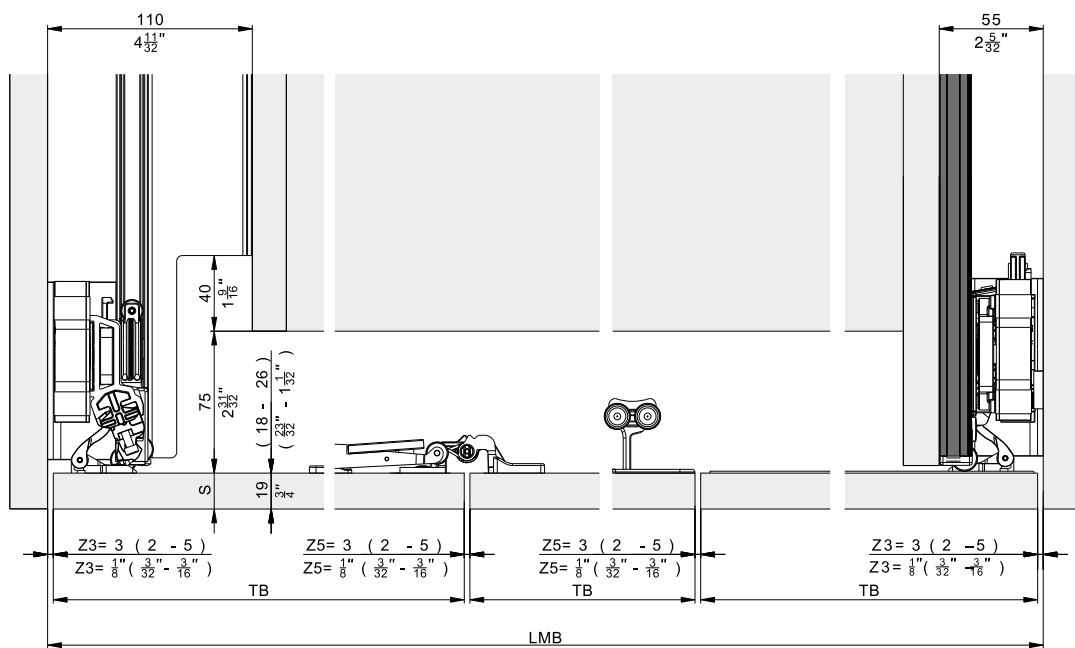
**\*\* Recommendation: Use adjustable foot**

Overlay door without base profile, 3 doors



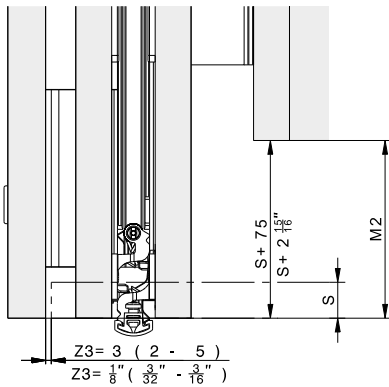
\* Reinforcement profile for 3-door and 4-door systems without separating walls

\*\* Recommendation: Use adjustable foot

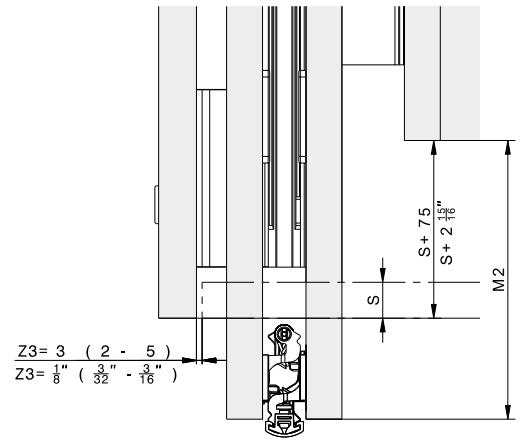


## Hardware depth calculation

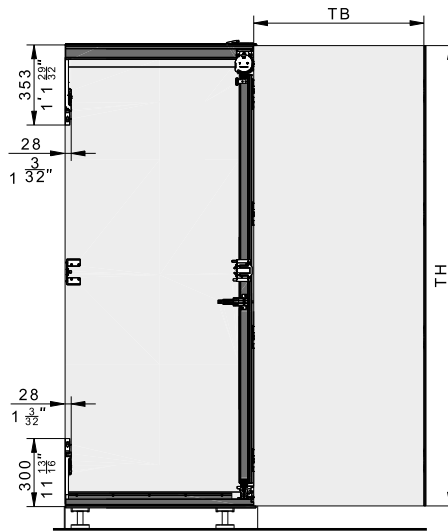
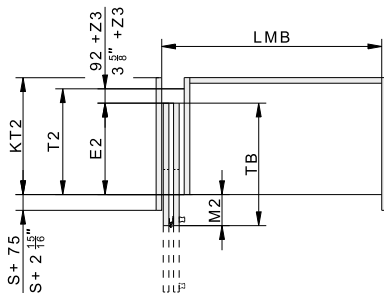
### Flush door



### Protruding door



	mm	Inch
T2	TB + 92 + Z3 - M2	TB + 3 5/8" + Z3 - M2
E2	TB - M2	TB - M2
KT2	≥ T2	≥ T2
M2	≥ S + 75 ≤ TB - 390	≥ S + 2 15/16" ≤ TB - 1' 3 11/32"



- S = Door thickness
- Z = Gap size
- E2 = Slide-in depth
- T2 = Hardware depth
- TB = Door width
- TH = Door height
- KT2 = Cabinet depth
- LMB = Inside clearance
- M2 = Door projection over cabinet

## Accessories

- Straightening fitting from page 323

## Planning/execution

Configure with just a few clicks at [www.hawa.com/configurator](http://www.hawa.com/configurator)

Further information about the product can be found on [www.hawa.com](http://www.hawa.com).